

Bayview Station Newsletter



Inside This Issue

Captain's Message	1
Community Meeting	2
Officer of the Month	3
Definition of Suspicious activity	4
Definition of Community Policing	5
Crime Definition	6
Community Engagement	7
Weekly Recap	8-9
Safety Tips - Crime	10-19
Safety Tips - SFMTA	20
Crime Data Maps	21-24
Incidents of Interest	25
Monthly Comparison of Crime	26-27
Summaries of Supreme Courts Case Laws	28
Department News Release	29
In the Community	30-36
ADs w/ Police Partners	37-40
Community Feedback	41-42
CPAB Info	43
Vision and Values	44-45
Contacts	46

Captain's Message

Issue 184

November 4, 2022

Good morning Bayview Community,

This past weekend's Halloween events were a huge success. A great time was had by all.

Thanks to all who attended our monthly Community Safety Meeting on Tuesday.

This weekend, daylight savings takes effect. Remember to set your clocks back one hour prior to going to bed on Saturday evening. This means we will get less daylight as we head into fall and winter seasons.

This may also be a good time to check and/or replace the batteries in your fire and carbon dioxide detectors, motion sensor lights, flashlights, and cameras throughout your home.

Stay safe and enjoy weekend.

Please feel free to contact me at David.S.Maron@sfgov.org anytime with your thoughts, comments, or concerns.

Captain David Maron #1929



Captain David Maron
Commanding Officer
Bayview Station

Next Community Meeting:

December 6th
5:00pm

Via Zoom

See page 2 for info

Chief Scott's Message

[http://sanfranciscopolice.org/
chief-police](http://sanfranciscopolice.org/chief-police)

Community Meeting

Bayview Community Meeting December 6, 2022 at 5pm

The Bayview Station Community Meeting will be held via Zoom in December.

For registration information please email community@sfsafe.org

The Captain will dedicate a portion of the December meeting to Pillar 1-Building Trust & Legitimacy.



How to Join SFPD's Virtual Community Meetings

Participating in the SFPD's Community Meetings is one of the best ways San Francisco community members can engage in community policing. Interact with local SFPD station leadership, and stay updated on crime trends and police activities.



RSVP to community@sfsafe.org

Start off by RSVP-ing to any SFPD Virtual Community Meeting by emailing community@sfsafe.org. Be sure to state which station you are attending or the date/time and captain's name (info included on flyer).



Complete the Registration Form

After sending the email to RSVP, SF SAFE will send you a brief registration form requesting your name, email, phone number, and questions for the captain. When filling out the form, please be sure to answer them completely and correctly. If you don't have any questions, feel free to put "none" or "N/A" so the form will go through.



Be Sure to Click "Submit"

Once the registration form is properly completed, click "submit" for the form to go through. A "thank you for submitting the form" page should appear so you know your registration was processed.



Receive Zoom Link

A few days before the Community Meeting, you will receive the Zoom link for the meeting via email, as well as a separate email confirming that the Zoom link has been sent. Please check your junk/spam mail and other folders to ensure the Zoom link doesn't end up there.

If you have any questions related to registering for the SFPD Virtual Community Meetings, please contact SF SAFE at (415) 553-1984 or email us at community@sfsafe.org

Officer of the Month

Officer Li



Officer Li completed his Field Training at Mission Station, was assigned to Richmond Station for his probation period, and was transferred to Bayview Station for his permanent assignment.

Outside of work, Officer Li enjoys fishing all across California.

Definition of Suspicious Activity

Suspicious activity is any observed behavior that could indicate a crime-related incident has been committed, or about to be committed. Unusual items or situations: A vehicle is parked in an odd location, a package/luggage is unattended, a window/door is open that is usually closed, or other out-of-the-ordinary situations occur.

Examples of Suspicious Activity:

- ♦ An individual peering into vehicles, to try, and locate any valuables left unattended.
- ♦ An individual trying door handles to vehicles, and/or residences to gain access to the vehicle and/ or residence.
- ♦ An individual checking front doors of residences to locate any unattended packages, or individuals following delivery trucks to see



**See something.
Say something.**

Definition of Community Policing

Community policing, or community-oriented policing, is a strategy of policing that focuses on the police building ties and working closely with members of the communities.

- Homeless Outreach and Outreach to Drug Users: Bayview Station officers coordinate with city agencies to provide outreach and assistance to rehabilitate those who are dependent on illegal drugs and outreach to homeless individuals to connect them with resources and support.
- Foot Patrols: Bayview Station has beat officers assigned to the San Bruno Avenue, 18th Street, 20th Street and 3rd Street corridors.
- Monthly Police Community Relations Meetings: Community Meetings are held continuously. Officers also attend meetings with merchants groups, business groups, development authorities and others. Concerns are voiced and addressed through problem solving.
- Email Updates: Bayview Station sends out newsletter updates to residents in the district that alerts residents of crime trends, upcoming community events, crime prevention tips, and information on how to contact officers at the district station.



Crime Definition

Robbery – Robbery is the taking of property from another by using force or by using fear.

Assault – An assault is an unlawful attempt, coupled with the present ability, to commit a violent injury on another person.

Battery – (**Misdemeanor battery**) is any willful and unlawful touching of another. (**Felony battery**) is the use of force or violence upon the person of another that causes serious bodily injury.

Assault – is when a person swings their arm and **battery** is when that arm makes contact with another person.

Aggravated Assault – Assault upon another person with a deadly weapon or instrument other than a firearm or by any means of force likely to produce great bodily injury.

Burglary – The intent upon entry into a property to commit grand theft, petty theft, or any felony.

Community Engagement

Community Engagement Division (CED)

Throughout the year, SFPD officers based at 3401 17th Street, are assigned full-time to proactively engage with the community through relationship building, events, forums, panel discussions, participation in community events, working with community leaders and leading a variety of special programs to benefit local youth. In addition, this unit promotes community policing and community engagement in support of District Station activities.

CED officers participate in programs like backpack journeys with middle-school students, homework assistance, turkey giveaways at Thanksgiving, tree and toy giveaways during the Holiday Season and they also attend neighborhood events.

The CED works closely with all ten SFPD districts by collaborating with a designated liaison allowing each station to keep CED informed of upcoming community events and concerns. The CED is committed to its continued work with community leaders in order to build on reciprocity and shared understandings of the concerns within the diverse communities represented in San Francisco. As a department we are dedicated to understanding the various concerns and needs specific to each group.

In addition, CED collaborates on community events with organizations including Mothers Against Drunk Drivers, the Make-a-Wish Foundation, Special Olympics of Northern California and others.

Here are a few other programs in which the Community Engagement Division participates:

The [Wilderness Adventure Program](#), in which officers accompany youth on backpacking, kayaking and other outdoor adventures.

The [Police Activities League](#), which sponsors a variety of programs for youth, including fishing trips, football, and martial arts.

The [Reserve Police Officer Program](#), which prepares volunteers to assist city police.

Want to view the Community Policing Strategic Plan?

Click [here](#) to view a PDF version of it.

Weekly Recap

October 24, 2022 – October 30, 2022

Calls for Service	571
Incident Reports	129
Felony Arrests	15
Misdemeanor Arrests	3
Firearms Seized	2
Robberies	6
Residential Burglaries	6
Non-Residential Burglaries	1
Auto Burglaries	9

List of Part 1 and Part ii crimes

October 24, 2022 – October 30, 2022

ASSAULTS/Attempted ASSAULTS:	
Firearm	1
Hands, Fists, Feet, Etc.	1
Knife or Cutting Instrument	0
Other Dangerous Weapon	2

BURGLARIES/Attempted BURGLARIES:	
Attempted Forcible Entry	0
Forcible Entry	5
Unlawful Entry - No force	3

ROBBERIES/Attempted ROBBERIES:	
Firearm	1
Knife or Cutting Instrument	0
Other Dangerous Weapon	2
Strong-arm (No Weapon)	6

CRIME PREVENTION / SAFETY TIPS

Burglary Awareness Crime Prevention Video

The San Francisco Police Department would like to remind the public to stay safe and help protect yourself from vehicle and home burglaries. Below are some simple steps you can take to help prevent your home or vehicle from being burglarized.

- Remove garage door opener from your vehicle if parked outside your garage
- Lock the door from your garage leading inside your home
- “Block the cord” – garage door openers have an emergency release cord that, when pulled, disconnects the door from the mechanism thereby making it easy for burglars to enter your garage

For more information on how to protect yourself, your family and your home from burglaries please click on the following link and watch our safety video: <https://vimeo.com/477012071>



CRIME PREVENTION / SAFETY TIPS



PACKAGE THEFT PREVENTION GUIDE

One rarely falls in love without being as much attracted to what is interestingly wrong with someone as what is objectively healthy

📧 WON'T BE HOME?

Use the "Hold Package" option at USPS.com to have packages held at location post office for pick up. You can also arrange for neighborhoods to pick up any packages that might be delivered.

📧 CUSTOMIZE DELIVERIES

Customize deliveries by adding specific delivery instructions using USPS.com and your tracking number. You can also schedule packages to arrive when you are home or reroute packages.

📧 USE SPECIAL SERVICES

Use USPS special services like *Signature Confirmation* or *Registered Mail* to add a layer of security.

📧 DELIVER TO SECURE LOCATIONS

Send packages to secure locations such as Amazon Lockers, FedEx and UPS locations, P.O. Boxes, and local post office.

📧 REQUEST NONDESCRIPT PACKAGING

When completing your online order, opt for packaging that conceals the item or select the 'gift' option to ensure package arrives in a plain box especially when ordering from a high-end store.

📧 USE MODERN ALTERNATIVES

Take advantage of contemporary options like smart lockers, lockboxes, cameras, motion detection lighting, alarms like Package Guard, and services like Doorman.

📧 NETWORK WITH NEIGHBORS

Neighborhood groups on social media or community apps can provide a system for reporting suspicious activity. This is also a good way to keep your deliveries and neighborhood secure.

📧 PORCH AREA VISIBILITY

Keep the porch area clear and visible. The more likely a would-be thief is to be seen, the more likely they are to choose another target.



CRIME PREVENTION / SAFETY TIPS



PREVENT GARAGE DOOR BREAK-INS

Garages can sometimes be the most vulnerable area of the home and they are often the entry point most targeted by thieves because of the easy access to the home. Here are some tips to help secure your garage and protect it from theft.



ALWAYS CLOSE YOUR GARAGE DOOR

This may seem obvious, but just drive through any residential neighborhood and you'll likely see a few wide-open garage doors. This is an invitation to burglars and at the very least, you're allowing passersby to easily view the contents of your garage.



INSTALL MOTION-SENSITIVE LIGHTS

Homes and garages with poor exterior lighting become more appealing targets for burglars. Ensure all entry points are well-lit. Constant lighting supplemented by motion sensitive lighting is best.



REINFORCE THE GLASS ON THE GARAGE DOOR

Add vinyl adhesive to reinforce garage windows. You can also opt for a frosted or translucent glass design to allow sunlight in while obscuring contents inside.



DON'T LEAVE GARAGE DOOR REMOTE IN YOUR CAR

A garage door remote is basically another key into your home and thieves won't hesitate to use it if they find it. Opt to use a remote on a keychain.



INSTALL AN INTERIOR MANUAL GARAGE DOOR LOCK

When leaving on a vacation or for extended periods of time, disconnect automatic door motor and install a manual lock.



TIE EMERGENCY RELEASE CORD

Tying your emergency release cord into a small ball will make it more difficult to reach by thieves who manage to break the garage windows.



INSTALL SURVEILLANCE CAMERAS

There should be at least 1 exterior mounted camera facing the street and registered with the D.A.'s office.



SECURE ANY VALUABLES

Keep all tools in cabinet systems with locks and be sure to hang and lock any bicycles. As much as possible, try to avoid keeping valuable items in the garage or inside vehicles.



HAVE A QUALITY, FUNCTIONING GARAGE DOOR

Garage doors should be as secure, sturdy, and well-built as your front door and should remain in good condition and tight fitting. Deadbolts should also be added to the garage-to-house door.



INSTALL INTERIOR MAIL SLOT HOOD COVER

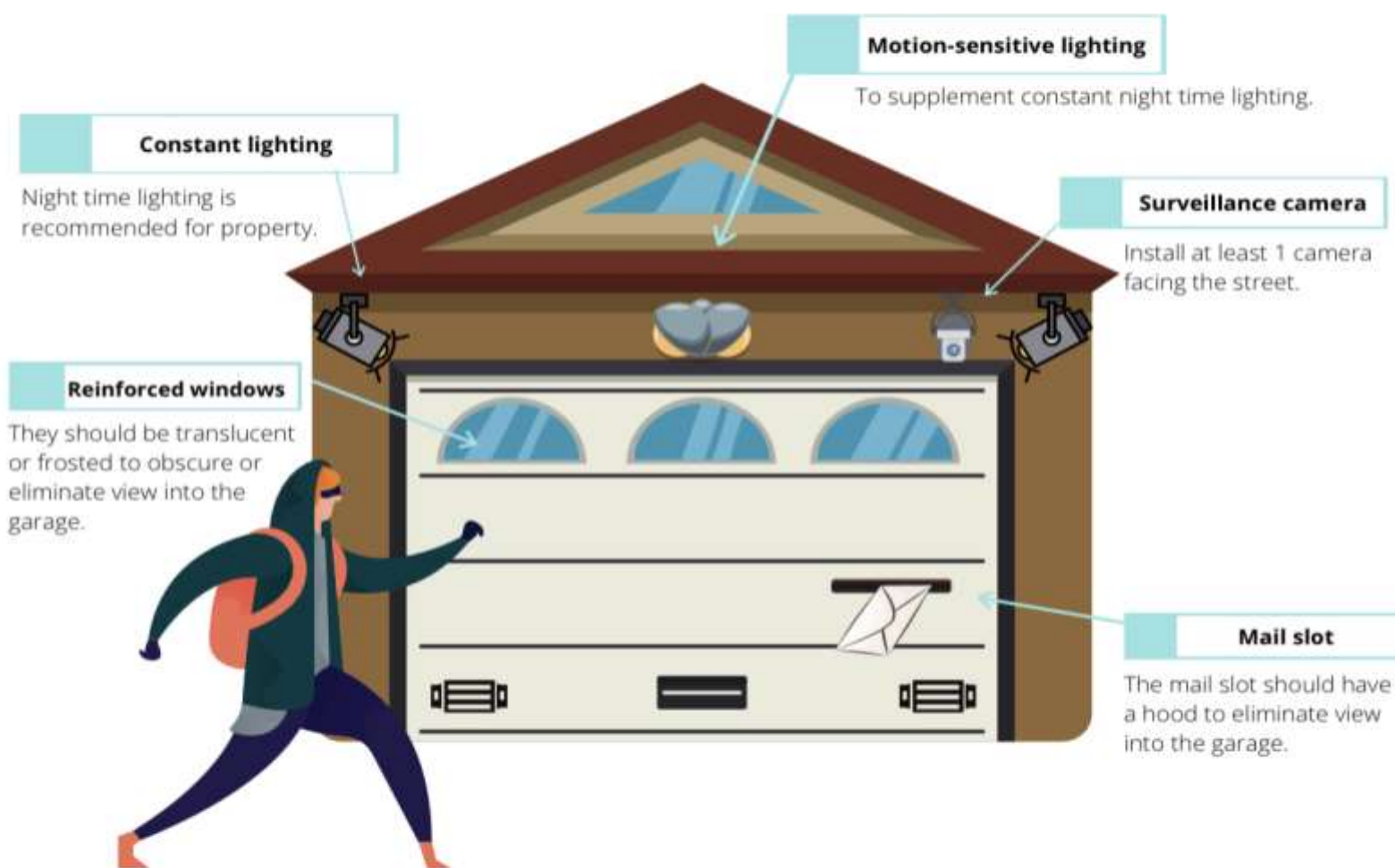
If the garage door is equipped with a mail slot, a hood cover will prevent any view into the garage and its contents, eliminating enticement to enter.

CRIME PREVENTION / SAFETY TIPS



PREVENT GARAGE DOOR BREAK-INS

ANATOMY OF A SAFE GARAGE



Your home is only as safe as its weakest entry point.

Your garage is an important part of your home and securing your garage is one of the most essential steps to securing your entire home. It is always recommended to regularly check and update your home's security system and safety measures.

CRIME PREVENTION / SAFETY TIPS

Park Smart!



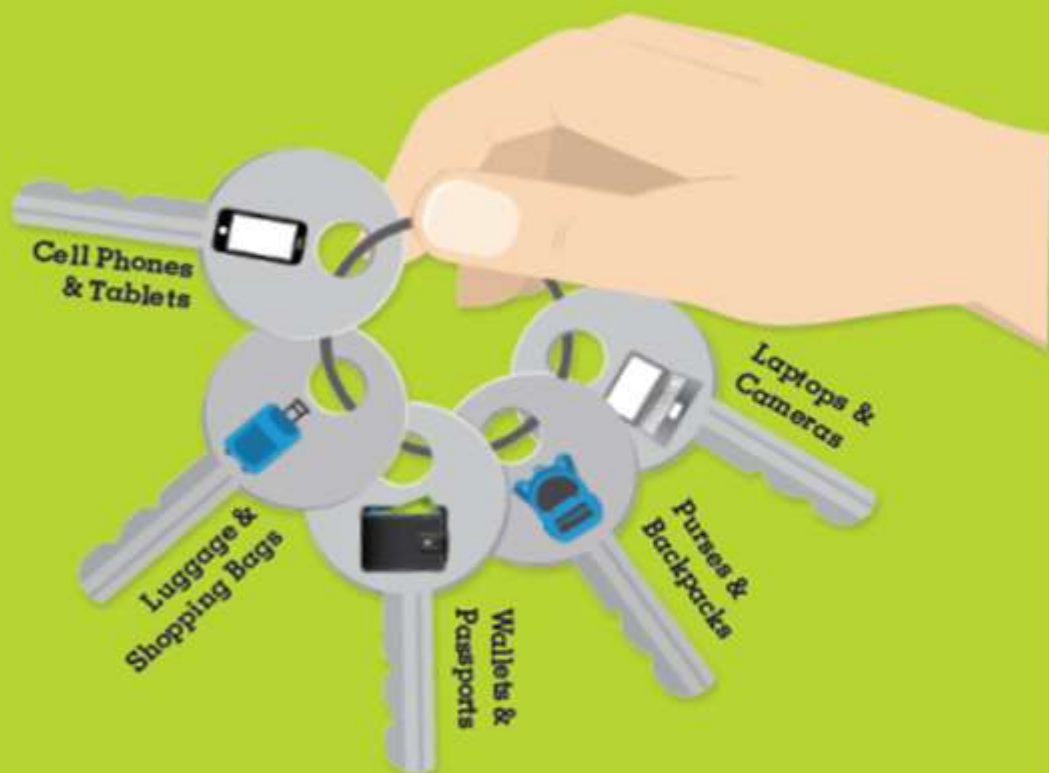
THE KEYS TO
PARKED CAR
SAFETY ARE IN
YOUR HANDS!

If you love it, don't leave it.

DON'T TEMPT A CAR THIEF!

Car thieves only need seconds to break into your car. So Park Smart, and especially keep your trunk clear.

**Take everything
with you.**



CRIME PREVENTION / SAFETY TIPS



IN CASE OF EMERGENCY

Program your phone with these safety numbers

911 - Emergency*

SF Dispatch Direct (415) 553-8090
 SFPD Non-Emergency 415-553-0123
 To make a report to the City 311

*In San Francisco, when you dial 911 on a cellular phone near a highway, the call is connected to the California Highway Patrol (CHP) dispatch center.

SAFE, a crime prevention education 501(c)3 non-profit, helps residents, police and community groups work together to create vibrant neighborhoods.

Everyone who lives, works and visits San Francisco has the right to be safe. SAFE provides educational services that empower San Franciscans with techniques to prevent crime.

To make a tax-deductible donation or learn more, visit us online at: www.sfsafe.org



650 Bryant Street, Room 135
 San Francisco, CA 94103
 415-553-1884 | info@sfsafe.org



Sponsored in cooperation with the San Francisco Police Department



Personal Safety Guide



Empowering Communities to Create a Safer San Francisco
www.sfsafe.org



SAFE wants you to feel secure as you move through your life in and around the City. Use the tips inside to keep safety in your thoughts. Then share your knowledge with your friends and family.

Safety for All Situations

- Always be alert and aware of your surroundings.
- Trust your intuition! If something feels weird, trust your gut and change the situation.
- Keep valuables and electronics out of sight.
- Safety in numbers—walk with others, on populated streets.
- Know your resources. Use this guide to get started.



1

Walking

- Walk with purpose
- Keep your purse or bag close to your body
- Hide valuables
- Always stay aware of your surroundings
- Take care using cell phones in public, they are commonly targeted by thieves

2

Parking

- Don't leave packages or bags visible in a parked car
- Put packages in the trunk before you arrive at your destination
- Check signage to make sure your car is parked legally
- Avoid large bushes and dense shrubbery

3

Social Media

- Limit location sharing
- Tighten privacy settings
- Be cautious of "friending" strangers
- Don't share details like address, vacation dates, DOB with people you just met
- What goes online will stay online, so be cautious what you share



4

Taxi and Ridesharing

- Confirm "San Francisco Taxicab" seal
- Check for taxi mediation on the dashboard, note ID number
- Confirm driver identity
- Choose the back seat
- Cash is never required in a rideshare
- Report incidents to SFPD
- Taxi complaints: call 311

5

Public Transportation

- Plan your route ahead of time using www.511.org or www.sfmta.org
- Find arrival times using Nextbus.com
- Have money or Clipper card ready
- Stay awake and alert
- Hold bags in your lap or under your arm
- Thieves may "snatch and grab" by a door when you approach a stop
- Report any incidents to the driver
- After 6:30 pm, Muni bus drivers can make "safe in between stops"—ask your driver



For bike safety and other topics, visit www.sfsafe.org

Stay alert

Safety in numbers

Trust your intuition

Know your resources

CRIME PREVENTION / SAFETY TIPS

WHY CREATE A SAFE NEIGHBORHOOD WATCH GROUP?

- You don't feel safe
- You don't know all your neighbors
- The streets in your neighborhood are dirty
- The streetlights don't work
- You want to create a stronger community

GETTING STARTED

- Recruit a few friends on your block
- Contact SAFE to assist you
- Create a planning committee & meet with a SAFE representative

HOW IT WORKS

- Problem-solve with police and other agencies
- Create communication plan-phone, text, or email
- Create a neighborhood emergency preparedness plan
- Designate one Block Captain & two Block Co-Captains



WHAT DOES A NEIGHBORHOOD WATCH GROUP DO?

Meet regularly at least 4 times a year

- Meetings
- Gatherings
- Block Parties
- Community Gardens

Invite guest speakers to meetings

- SFPD
- Mayor's Office
- 911 Call Center
- District Supervisors

Take classes together

- NERT
- ALERT
- CPR/ First Aid
- Self-Defense

Organize days to

- Reclaim walls covered with graffiti
- Clean up the local park
- Volunteer for a local charity

To start your own Neighborhood Watch Group, contact SAFE at

(415) 673-SAFE or (415) 553-1984
info@sfsafe.org

Addressing Crime

**If there is an Emergency Call
911 immediately!!**

如果有緊急情況，請立即撥打911



San Francisco Police Department
Both in Cantonese, Mandarin and English

**Anonymous Tip-Line
415-558-5588**

If you are a victim, witness, or possess information regarding a serious crime, please call SFPD right away using this special direct line. Your Identity WILL NOT be revealed!

舊金山警察局 粵語，普通話和英語

匿名電話專線

415-558-5588

如果你目睹案發經過或有任何線索提供，請盡快聯繫三藩市警察專線，你的個人資料將會保密。

1245 3RD STREET SF, CA 94158

email: SFPDCLU@SFGOV.ORG

www.sanfranciscopolice.org

Supported by

The Asian Pacific Islander Public Affairs • San Francisco Chapter

CRIME PREVENTION / SAFETY TIPS



CRIME PREVENTION TIPS FOR ROBBERY



- Trust your instincts. If you sense trouble, get away as soon as possible.
- Show confidence. Walk at a steady pace, keep your head up and avoid carrying lots of packages...It can make you look defenseless.
- Don't look like an easy target. Robbers want someone who will provide the least resistance. If you look like you know where you are going, walk with your head up and eyes alert, you will most likely be left alone.
- Be observant.
- Remain alert and observe the people around you. Know who is walking behind and in front of you. Things to watch for include suspicious persons, people just loitering around or vehicles.
- Be aware of your surroundings. If you think you are being followed, go to a crowded area.
- Walk in well-lit areas. If possible, do not walk alone.
- Do not carry large amounts of money.
- Carry keys in your hand.

Emergency
Phone 9-1-1

Non-Emergency
Phone 415-553-0123

City Service Center
Phone 3-1-1

Bayview Police Station 201 Williams Avenue, SF 94124
415.671.2300 SFPDBayviewStation@sfgov.org



CRIME PREVENTION TIPS FOR BURGLARY



- Never leave your home doors unlocked or open. Use dead bolt locks, they are a great deterrent to burglars.
- When you leave, close and lock your windows. Many burglars enter homes and apartments through open windows. Windows on or near fire escapes should remain locked.
- Don't "buzz" strangers in. Don't permit unexpected utility workers, deliverymen, or strangers into your home. Ask them for their I.D. and phone number to their office. Call 911 if you are not sure of their identity. Call the police to report suspicious activity.
- Give your home or apartment an "occupied look." Lights or a radio on automatic times may help deter burglars. Bright motion activated lights are a good deterrent as well.
- Install security cameras or burglar alarms. Most are DIY with easy installation and are assessable with an app on your smart phone.
- If your park your car inside your garage, lock the car doors. Burglars will steal garage door openers and come back when you are not home.
- Trim shrubs and branches away from doors and windows for better visibility.

Emergency
Phone 9-1-1

Non-Emergency
Phone 415-553-0123

City Service Center
Phone 3-1-1

Bayview Police Station 201 Williams Avenue, SF 94124
415.671.2300 SFPDBayviewStation@sfgov.org

CRIME PREVENTION / SAFETY TIPS



CRIME PREVENTION TIPS FOR AUTO BURGLARY



Emergency
Phone 9-1-1

Non-Emergency
Phone 415-553-0123

City Service Center
Phone 3-1-1

- Do not leave valuable items visible in your car.
- Do not park in isolated or visually obstructed areas. Park in well-lit, heavily populated areas.
- Avoid parking next to occupied vehicles.
- Do not use the console or glove box as mobile lock boxes. These are obvious to thieves too.
- Use secondary devices such as steering locks and/or activate your security system if you have one.
- Trust your instincts. If something does not feel right, find another place to park.
- Close all windows and lock all doors before leaving your vehicle.
- Be aware of your surroundings.
- Do not leave garage door openers in parked vehicles.
- Do not think your dark tinted windows will hide your valuables. Thieves often use flashlights to see through tint.
- If you are parking your vehicle for several days check on it periodically.

Bayview Police Station 201 Williams Avenue, SF 94124
415.671.2300 SFPDBayviewStation@sfgov.org



TRAFFIC SAFETY



As part of the City's "Vision Zero" goal to end traffic fatalities by 2024, the San Francisco Police Department has committed to "Focus on the Five". Collision data from the SFPD and SFMTA have determined the following violations to be the primary collision factors in most injury accidents:

- Yield While Turning
- Stop Sign
- Speeding
- Red Light
- Pedestrian Right of Way

As we live, work and play in the City by the Bay, we want to feel safe as we move around. Please help us reach this goal by giving your full attention to the road without any distractions.

Bayview Police Station 201 Williams Avenue, SF
94124415.671.2300 SFPDBayviewStation@sfgov.org

SAFETY TIPS

Vision Zero SFMTA



SHARING THE ROAD WITH CYCLISTS

When it comes to safely sharing the road with cyclists, it's paramount for drivers to learn how to coexist.

↻ Share the Road

When out and about, drivers need to be ever-mindful of sharing the road with cyclists.

↻ Follow the 3 Foot Rule

Maintain a distance of 36 inches from cyclists whenever passing them. If possible, keep an even wider berth if there's bad weather or if in a higher speed limit zone.

↻ Be Cautious with Kids

Kids can be unpredictable since their motor skills and decision-making faculties aren't fully developed. Be on alert when driving near schools and residential areas.

↻ Stay Off the Horn

Sudden honking might startle a cyclist and can cause them to swerve into traffic or off the road.

↻ Mind Your Blind Spots

Drivers should double-check their mirrors when changing lanes, making turns, and especially before opening their car door after parking.

↻ Be Patient

Don't tailgate a cyclist. When you need to pass one, patiently wait until it's safe to do so.



Visit www.sfsafe.org for more safety tips!

If you have any questions, please email safebikesf@sfsafe.org

DRIVE LIKE:

Your Friend is
in the crosswalk.



Yielding saves lives.

sfmta.com/benicelooktwice

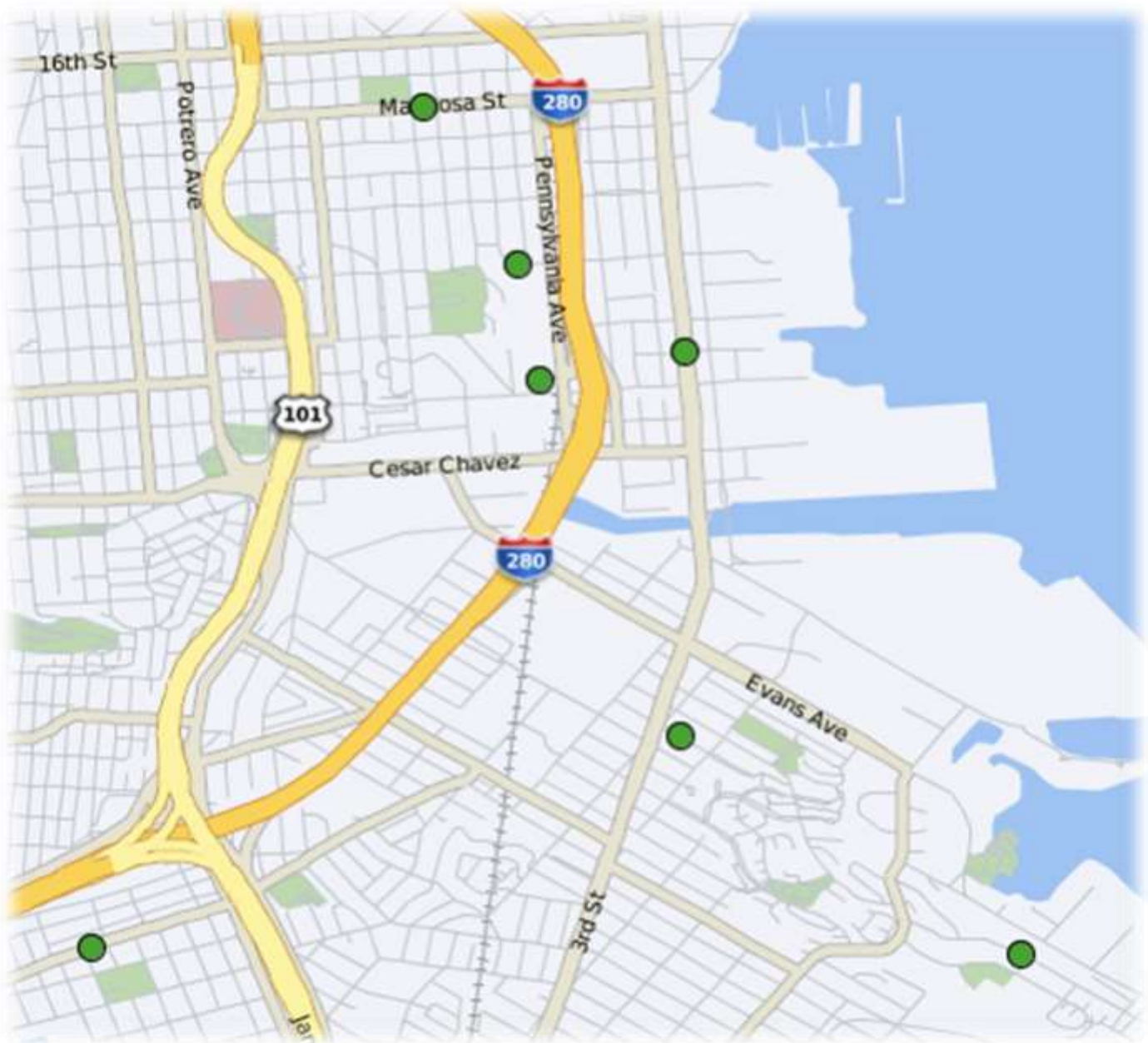
☎ 311 Free language assistance / 免費諮詢 / Ayuda gratis con el idioma /免费提供语言帮助 / 免費諮詢 / 311번 전화 지원 /
Llobrwng ffrwyng parhwrhng Tegwng / 免費諮詢 / 311번 전화 지원

BE NICE
LOOKTWICE



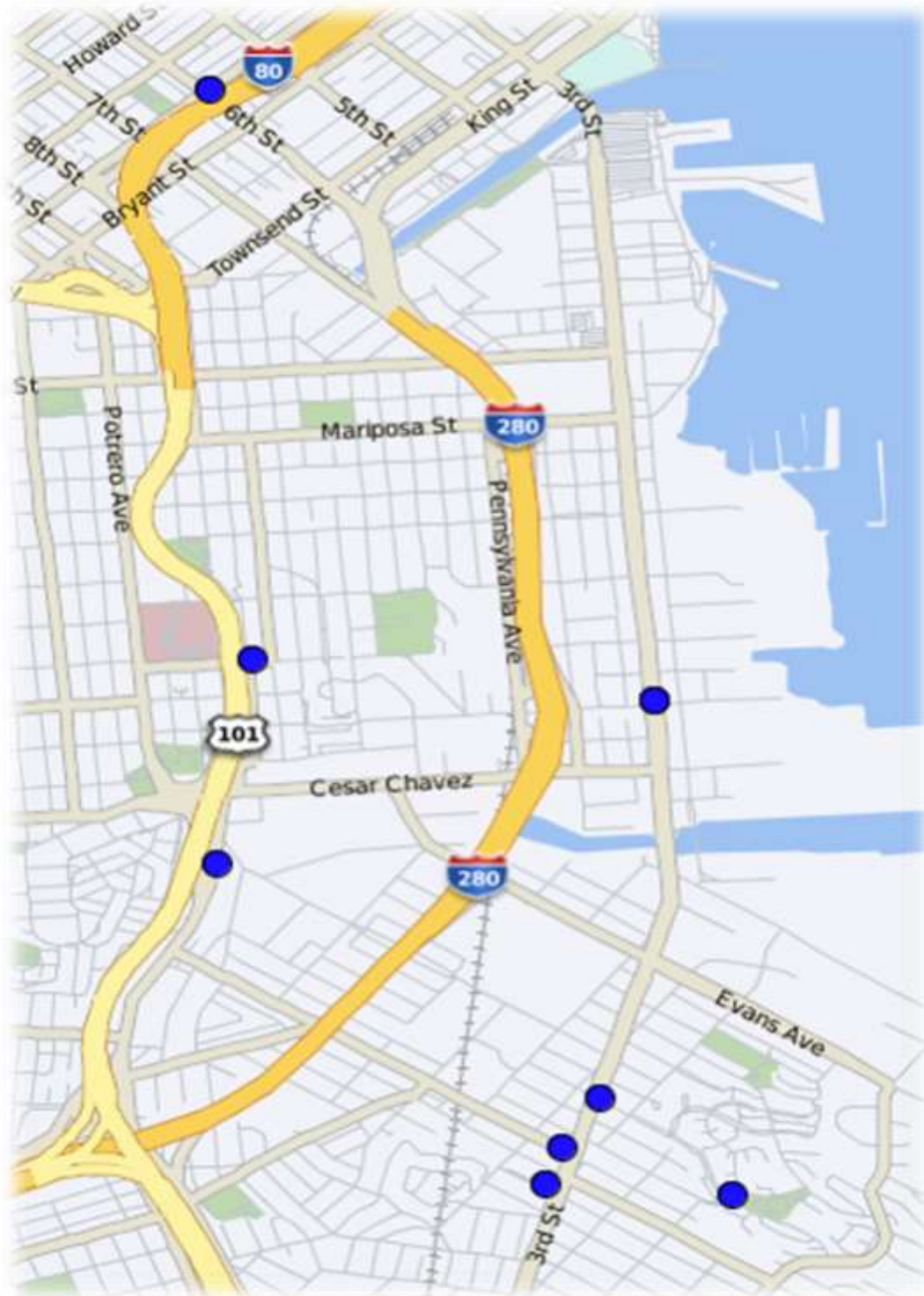
CRIME DATA MAP

BURGLARIES / Attempted BURGLARIES **October 24, 2022 – October 30, 2022**



CRIME DATA MAP

ROBBERIES / Attempted ROBBERIES October 24, 2022 – October 30, 2022

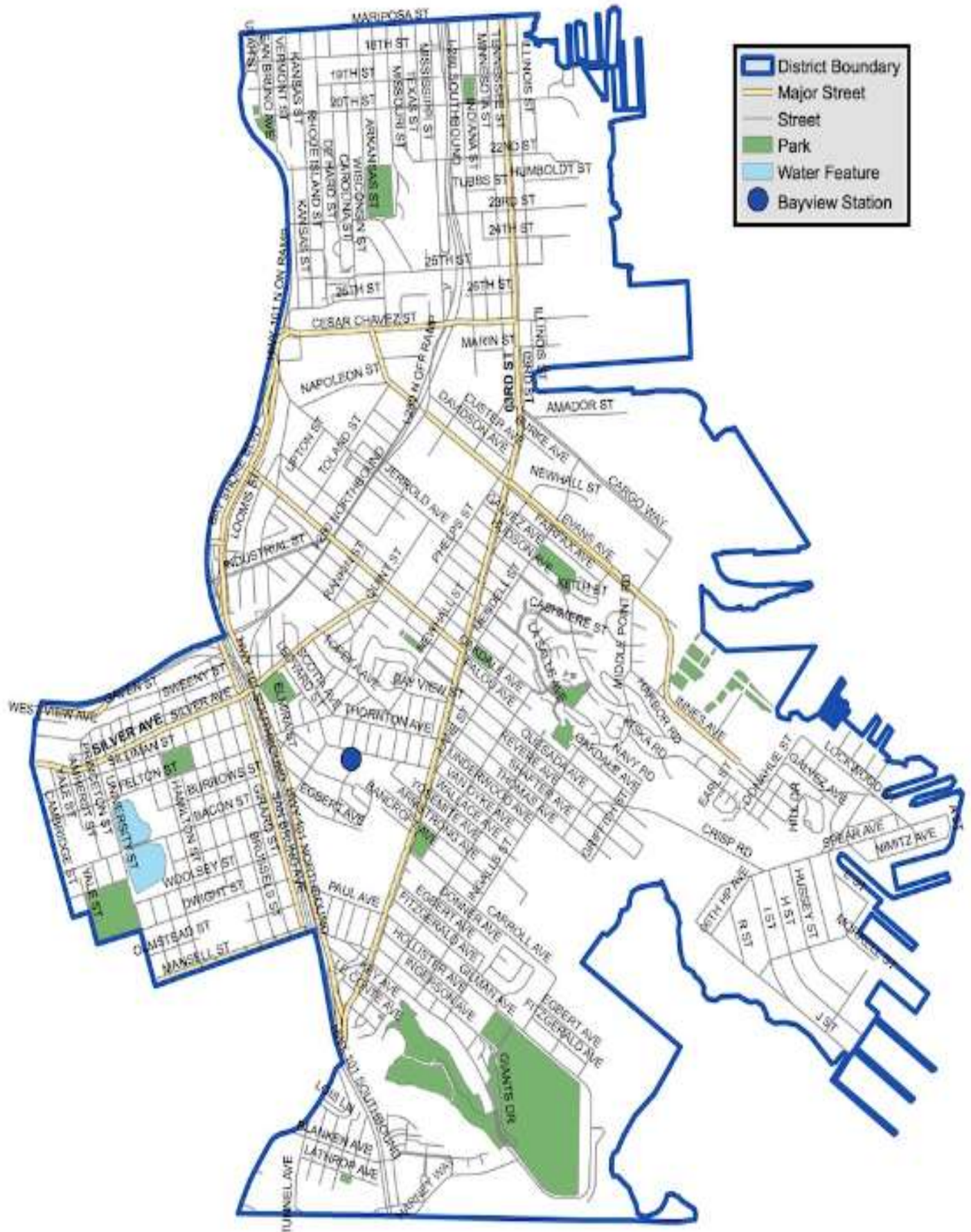


CRIME DATA MAP

ASSAULTS / Attempted ASSUALTS October 24, 2022 – October 30, 2022



DISTRICT MAP



INCIDENTS OF INTEREST

October 24, 2022 – October 30, 2022

Shots Fired 220736326

October 26th at 4:48am - 900 Block of Connecticut Street

Officers responded to a ShotSpotter activation. Officers located and seized three (3) spent shell casings. No victims, witnesses, or property damage were located. No Arrest made.

Shooting 220737421

October 26th at 2:33pm - Lane Street / Palou Avenue

Victim entered his vehicle. Victim observed Suspects1-2 inside a vehicle. From vehicle, Suspect1 shot Victim once in the left shoulder before Victim could close vehicle door. Suspects1-2 fled the scene. Officers rendered aid at the scene. Victim was transported by Medics to SFGH. No arrest made.

Shots Fired 220737700

October 26th at 3:55pm - 1100 Block of Palou Avenue

Officers responded to a ShotSpotter activation. Officers located and seized four (4) spent shell casings. No victims, witnesses, or property damage were located. No Arrest made.

Shots Fired 220738855

October 27th at 12:03am - 6400 Block of 3rd Street

Officers responded to a ShotSpotter activation. Officers located and seized one (1) spent shell casings. No victims, witnesses, or property damage were located. No Arrest made.

Robbery 220743581

October 28th at 9:02pm - 1600 Block of Oakdale Avenue

Officers responded to a call of a dispute. After speaking to the Victim they learned that it was a Robbery with force. Officers located Suspect. Officers conducted their investigation and booked suspect for Robbery. Victim sustained minor injuries and refused medical. Arrest made.

Carjacking with a Gun 220745468

October 29th at 5:40pm - 23rd Street / Kansas Street

Victim was approached by Suspects1-5 wearing masks. Suspect1 demanded the Victim to get out of the vehicle at gun point. Suspects fled. Victim was uninjured. Shortly after the victim's vehicle was involved in a Collision in the Ingleside district. Suspects fled the vehicle. Vehicle was recovered towed to CSI lot.

Monthly Comparison of Crimes

Month of October 2022

BURGLARIES:	
Attempted Forcible Entry	5
Forcible Entry	18
Unlawful Entry - No force	10

ROBBERY:	
Firearm	9
Knife or Cutting Instrument	0
Other Dangerous Weapon	3
Strong-arm (No Weapon)	14

ASSAULTS:	
Firearm	10
Hands, Fists, Feet, Etc.	10
Knife or Cutting Instrument	2
Other Dangerous Weapon	5

Monthly Comparison of Crimes

Month of September 2022

BURGLARIES:	
Attempted Forcible Entry	8
Forcible Entry	24
Unlawful Entry - No force	10

ROBBERY:	
Firearm	10
Knife or Cutting Instrument	1
Other Dangerous Weapon	1
Strong-arm (No Weapon)	8

ASSAULTS:	
Firearm	11
Hands, Fists, Feet, Etc.	6
Knife or Cutting Instrument	3
Other Dangerous Weapon	14

Summaries of Supreme Courts Case Laws

Kansas v. Glover (2020) 140 S.Ct. 1183.

A Kansas deputy sheriff ran a license plate check on a truck and discovered that the registered owner had a revoked driver's license. The deputy assumed the registered owner was driving the vehicle and pulled it over. The registered owner, Glover, was in fact driving and charged with being a habitual offender. Thereafter, Glover moved to suppress the evidence, claiming that the deputy lacked reasonable suspicion to detain him.

The United States Supreme Court held that, "when the officer lacks information negating an inference that the owner is the driver of the vehicle, the stop is reasonable." The Court noted that the Fourth Amendment permits an officer to detain an individual when that officer has a "particularized and objective basis for suspecting the particular person stopped of criminal activity." Officers must be permitted to make commonsense judgements and inferences regarding human behavior. The Court found that prior to pulling the vehicle over, the deputy observed an individual operating the vehicle, he knew the registered owner had a revoked license, and the model of the vehicle matched what he observed. From these facts the deputy drew the commonsense inference that the driver was the registered owner and the Court found that provided more than reasonable suspicion to initiate the traffic stop.

People v. Henderson (2020) 9 Cal.5th 1013

Henderson was convicted of first degree murder with special circumstances, the personal use of a deadly weapon, and sentenced to death which triggered an automatic appeal to the California Supreme Court. Following his arrest, and during a custodial interrogation, Henderson initially waived his Miranda rights. When asked if he was present at the scene of the crime, Henderson stated, "Uhm, there's some things that I, uhm, want uh ..." He was again asked if he was present and Henderson continued, "[want] uh, want to speak to an attorney first, because I, I take responsibility for me, but there's other people that..."

Under established Miranda law, officers must terminate a custodial interrogation of a suspect when that individual invokes their right to counsel or to be silent. That being said, "various cases have held that a suspect's use of equivocal words or phrases does not constitute a clear request for counsel." A suspect must unambiguously assert his right to counsel or to remain silent. Courts objectively look to whether the suspect expressed their desire for counsel with sufficient clarity "that a reasonable police officer in the circumstances would understand the statement to be a request for an attorney." Courts have found the following statements to be equivocal and not an invocation: "maybe I should talk to a lawyer;" "[i]f you can bring me a lawyer;" "I think it'd probably be a good idea for me to get an attorney." In this case the court found that by stat-

Department Press Releases

(Bayview District)



City and County of San Francisco
POLICE DEPARTMENT
MEDIA RELATIONS UNIT
 1245 3rd Street, 6th Floor
 San Francisco, California 94158



MEDIA ADVISORY

November 1, 2022
 020-22

SFPD and Walgreens Team Up to Collect Toys for Children in Need

The San Francisco Police Department is asking for the public's help to bring holiday cheer to children in need. This year, more than ever, we are encouraging and kindly asking the community to please be generous in supporting this very worthy cause.

In our seventh year of collaboration with Walgreens, SFPD will be accepting donations of new, unwrapped toys at over 40 San Francisco Walgreens locations beginning Thursday, November 3 through Friday, December 16, 2022.

Individuals can purchase or drop off a new, unwrapped toy in any San Francisco Walgreens that will be collected by the police department and donated to a child this holiday season. Last year, approximately **5,000** toys were donated at the City's Walgreens stores.

The toy drive kicks off **10:30 AM, Thursday, November 3rd at Walgreens located at 2141 Chestnut St.** The toy drive will be collecting gifts at all Walgreens stores in San Francisco.

For interview requests or for questions regarding the toy drive please contact the SFPD Media Relations Unit at 415-837-7395 or email at SFPDMediaRelations@sfgov.org.

###

Tel. 1-415-837-7395

Fax 1-415-837-7249

E-mail: sfpdmediarelations@sfgov.org

 twitter.com/sfpd

 facebook.com/sfpd

 sanfranciscopolice.org

IN THE COMMUNITY

Outdoors Inc. Presents:

Alice Griffith



Outdoors

Saturday, November 19th

10AM - 2PM

Alice Griffith Community
Egbert Ave/Arelious Walker Dr

Various City Agencies
connecting our families with
community resources

FREE & OPEN TO THE PUBLIC

Resource Fair / Arts & Crafts
Sports Activities / Food

IN THE COMMUNITY

DOUBLE ROCK YOUTH PRESENT...

VIOLENCE PREVENTION DAY

JOIN US IN COMING TOGETHER AS A COMMUNITY WITHOUT VIOLENCE

GILMAN PARK

903 GILMAN AVE, SAN FRANCISCO, CA 94124

NOVEMBER 12, 2022

GAME TRUCKS - FREE FOOD - MUSIC - AND FUN!!

12 PM

THROUGH

5 PM

SPONSORED BY DCYF, SF HOPE, THE ALICE GRIFFITH YOUTH ACTIVITY PROJECT, THE SAN FRANCISCO POLICE DEPARTMENT, & OPERATION GENESIS

IN THE COMMUNITY

Wednesday INFORMATION SESSIONS

Every other Wednesday

11AM - 1:30PM

INDIA BASIN SHORELINE PARK
(between Hunters Point Blvd & Hawes)



**Construction
Opportunities**

Barrier Removal



Resume Building

**RSVP by contacting
Ms. Smith
415-821-4777**

2022 AUGUST

SUN	MON	TUE	WED	THU	FRI	SAT
	1	2	3	4	5	6
7	8	9	10	11	12	13
14	15	16	17	18	19	20
21	22	23	24	25	26	27
28	29	30	31			

NOTES

2022 SEPTEMBER

SUN	MON	TUE	WED	THU	FRI	SAT
			1	2	3	4
5	6	7	8	9	10	11
12	13	14	15	16	17	18
19	20	21	22	23	24	25
26	27	28	29	30		

NOTES



IN THE COMMUNITY

INDIA BASIN
TECH HUB

FREE

FREE HIGH-SPEED WiFi
FREE LAPTOP AND TABLET LENDING
FREE ON-SITE TECHNICAL SUPPORT

MONDAY - FRIDAY | 10AM - 3PM
INDIA BASIN SHORELINE PARK
 (HUNTERS POINT BLVD & HAWES)

DRIVE UP OR WALK UP | IN-VEHICLE ASSISTANCE AVAILABLE | RESTROOMS ON-SITE

TECH HUB STAFF AND VISITORS ARE REQUIRED TO WEAR A MASK AND FOLLOW SOCIAL DISTANCING GUIDELINES AT ALL TIMES.

THE TECH HUB IS BROUGHT TO YOU BY THE INDIA BASIN PARK PROJECT TEAM, WHICH IS WORKING TO CREATE A TRANSFORMATIVE 10-ACRE WATERFRONT PARK HERE IN THE BAYVIEW HUNTERS POINT NEIGHBORHOOD.
IBWATERFRONTPARKS.COM

APRI
 San Francisco 



IN THE COMMUNITY



BMAGIC has developed an inclusive directory of services provided in Bayview Hunters Point for children, youth, and families. You can use [this link](#) and sort by area of service to view organizations who perform this type of work, their contact information, and a brief description of their offerings. We provide a free paperback edition of the resource guide which we disperse throughout the City and make available upon request to community@bayviewmagic.org.

IN THE COMMUNITY



The Bayview Hunters Point YMCA has provided essential services to the District 10 community since 1996. Our programs include community health services, housing stabilization, workforce development, academic support for youth, and health and wellness programs that address the historic health disparities in the district.

At our location at 1601 Lane Street we offer a weekly food pantry, diaper bank, youth sports, gym facilities, community building events, men's and women's groups and more.

We also run programs at KIPP Bayview, MLK Middle School, Burton High School and three HOPE SF sites (Alice Griffith, Hunters View and Sunnydale.)

For more information, visit ymcasf.org/Bayview, follow us on [facebook](#)/[Instagram](#) at Bayview YMCA

IN THE COMMUNITY

NOW'S THE TIME

JOIN THE SFPD
GO TO [SFPDCAREERS.COM](https://sfpdcareers.com)



Join the SFPD – and be part of San Francisco's finest!

San Francisco is a world-class city with a world-class police force. From Fisherman's Wharf to Golden Gate Park and from Nob Hill to the Tenderloin, whether we're on foot patrol, horseback, or in squad cars, investigating felonies, responding to emergencies or leading classes on public safety, we're working with you to help keep our community safe.

"The San Francisco Police Department offers qualified men and women the opportunity to make a positive difference in our citizens' daily lives. I encourage you to apply today to see how you can become one of San Francisco's finest."

– Chief William Scott

Applying is easy!


We are accepting Entry Level (Q-2) Police Officer applications. To apply please follow the 2-step process:

1. Apply with the City and County of San Francisco at www.jobaps.com/sf (Entry Level (Q-2) Police Officer)
2. Go to www.nationaltestingnetwork.com, choose law enforcement and register to take the San Francisco Police Department's Written Examination*.

*As part of this process, you will need to establish an account with NTN. A fee is required to take the written examination. Candidates with demonstrated financial hardship may submit a request to have the fee waived prior to test registration. See "Candidate FAQ #27" on the NTN website (<https://nationaltestingnetwork.com/publicsafetyjobs/faqs.cfm>) to learn more on how to apply for a fee waiver.

Have Questions? Contact the San Francisco Police Department Recruitment Unit

1245 3rd Street, 5th Floor, San Francisco, CA 94158
Phone: 415-837-7270
Fax: 415-575-6095

 joinsfpd@sfgov.org

   @SFPDRecruitment

The San Francisco Police Department values diversity in its workforce, and is committed to fair and equal treatment of all applicants for employment. Discrimination on the basis of sex, race, religion, color, national origin, ancestry, disability, medical condition, marital status, sexual orientation, or other protected categories is prohibited and unlawful.

SFPD PARTNERS – N.E.R.T.

SFPD NERT



SAN FRANCISCO NEIGHBORHOOD EMERGENCY RESPONSE TEAM

The San Francisco Neighborhood Emergency Response Team (NERT) is free training from the San Francisco Fire Department in how to help yourself and your neighbors prepare for and respond to a disaster by working together. The 20-hour training includes personal preparedness, light search and rescue, disaster medicine, shutting off your utilities, and how to participate as a member of a neighborhood response team. NERT also offers continuing training for graduates, and activities that support building robust neighborhood teams.

For more information, visit the NERT website at

<http://sf-fire.org/NEIGHBORHOOD-EMERGENCY-RESPONSE-TEAM-NERT>

or contact Captain Erica Arteseros at 415-970-2022 or sffdnext@sfgov.org.

SFPD PARTNERS – A.L.E.R.T.

SAN FRANCISCO POLICE DEPARTMENT

AUXILIARY LAW ENFORCEMENT RESPONSE TEAM



A.L.E.R.T. VOLUNTEERS



Are you someone who is interested in disaster preparedness and want to help out your community while working hand in hand with Law Enforcement? If so, then the SFPD Volunteer Program, ALERT, is for you!

The San Francisco Police Department's Volunteer Program, ALERT, is a volunteer citizen disaster preparedness and community engagement program. The ALERT program trains members of the public to assist Law Enforcement in essential tasks after a major disaster, and in other identified non-disaster activities. Such tasks may include; traffic control, working with other city agencies and community outreach. Volunteers must be 16 years of age, live, work or attend school in San Francisco.

How to Become an ALERT Volunteer

- ✓ Contact ALERT Program Coordinator to express your interest at: sfpdalert@sfgov.org or call 415-558-5545
- ✓ Pass the DOJ/FBI Background clearance (required every 4 years while you remain an active ALERT Member)
- ✓ Sign up and complete a two day "new member" training and one day Filed Training



SFPD PARTNERS – SFPAL



San Francisco Police
Activities League



LAW ENFORCEMENT CADETS

- Gain leadership and career skills
- Character development
- Community Service
- Internship at SFPD stations/Bureaus

4-Week summer training

Minimum qualifications:

- 14 - 20 years old
- Reside or attend school in San Francisco
- Enrolled in high school/college
- Have and maintain a 2.0 GPA
- Pass SFPD criminal history background check

Would you like to learn more about the
program or SFPAL?

Please visit our website @sfpal.org or contact
our office (415) 401-4666



SFPD PARTNERS – SFPAL

San Francisco Police Activities League



We offer the following programs to SF youth:

- Fishing
- Flag Football
- SFPAL 49ers Football & Cheer
- Jiu-jitsu
- CrossFit
- Law Enforcement Cadets
- Virtual Chess
- Virtual Art

Building Community through Youth Sports and Healthy Activities



For More information or registration visit our website @ sfpal.org



SFPAL
PO Box 31114
San Francisco, CA 94131

Community Feedback

The SFPD wants to hear from YOU

We are committed to excellence in law enforcement and are dedicated to the people, traditions and diversity of our City. Our mission is to provide service with understanding, response with compassion, performance with integrity and law enforcement with vision.

We welcome your comments. Let us know how we're doing, what we could be doing better and your thoughts on how your police department can work more closely with the community we proudly serve.

Visit us at [sanfranciscopolice.org/feedback](https://www.sanfranciscopolice.org/feedback).

Your feedback will help SFPD better serve our City. Comments will be reviewed by our Community Engagement Unit and forwarded to the relevant unit, department office or neighborhood station for review and follow up, if appropriate.

<https://www.sanfranciscopolice.org/community/community-surveys>



Everyone appreciates a compliment!
There are several ways you can offer a compliment to our officers and civilian workers for a job well done. Please visit:

<http://sanfranciscopolice.org/police-commendation-complaint>

Help SFPD solve homicide cold cases

<https://www.sanfranciscopolice.org/stay-safe/ongoing-investigations/homicides-and-cold-cases>

Other SFPD tip line

[Narcotics Tip Line | San Francisco Police Department](#)

Narcotics Tip Line 1-800-272-2548



Community Feedback

Community Surveys

The San Francisco Police Department is committed to excellence in law enforcement and is dedicated to the people, traditions and diversity of our City. Our mission is to provide service with understanding, response with compassion, performance with integrity and law enforcement with vision.

As part of our ongoing outreach to engage with the community and measure our success, the Department has created a community survey link to obtain valuable community feedback for our community events and programs, which will assist the Department in the development of our strategies to meet the needs of the community. If you have recently attended or participated in an event or program hosted by the Department (such as Coffee with a Cop, National Night Out, ALERT program, Youth Summer program, Community Academy or Town Hall Meeting), and have feedback regarding the event or program you attended, please take some time to fill out our community survey.

The Department has also developed a Foot Beat/Bike Patrol survey to gather valuable community feedback on the effectiveness of the Foot Beat/Bicycle Patrol, as it relates to community policing and crime strategies and an Implicit Bias survey to measure progress in the Department's commitment to impartial policing and procedural justice. Please take the time to fill out the Foot Beat/Bicycle and Implicit Bias surveys. If you have already filled out a survey, thank you! Your response will help SFPD better serve our City and continue to support our community through Safety with Respect.

Community Events Survey

If you recently attended or participated in an event or program hosted by the Department such as Coffee with a Cop, National Night Out, or ALERT program, please take some time to fill out our community events survey.

Foot & Bike Patrol Survey

If you interacted with foot beat or bike patrol officers, please take some time to fill out our foot and bike patrol survey. Your response will help SFPD determine community policing and crime strategies.

Implicit Bias Survey

If you recently interacted with our officers, please take some time to fill out our implicit bias survey which will measure progress in the Department's commitment to impartial policing and procedural justice.

[TAKE OUR COMMUNITY EVENTS SURVEY](#)

[TAKE OUR FOOT & BIKE PATROL SURVEY](#)

[TAKE OUR IMPLICIT BIAS SURVEY](#)

Community Police Advisory Board

October 2022

Community Police Advisory Board (CPAB) “CPABs” are community-oriented police advisory boards for each police district.

Each CPAB, led by the District Captain for that police district, is comprised of approximately 10 to 15 committed volunteer community members and a representative from the Community Engagement Division of the SFPD. District Captains may choose more members if they wish to accomplish specific tasks. Each district’s Board members live and/or work in the communities within that district, where a community may be either a neighborhood with specific needs or a specific demographic. Each member thus represents the diversity of their community. In addition to the district CPABs, there will also be a City-wide CPAB Steering Committee facilitated by SF Safety Awareness For Everyone (SAFE). Two representatives from each Community Police Advisory Board shall be selected to participate in this Committee, with the purpose of sharing information across districts.

Bayview’s CPAB meeting members provided Captain Maron their perspective on relevant priority issues in the community.

Department Vision and Values



Bias-Free Policing



Everyone deserves to be treated fairly.

SFPD officers undergo Implicit Bias & Procedural Justice training. Our goal is ensure fair, impartial community policing.

We're dedicated to providing *Safety With Respect for All.*

Learn about our ongoing efforts to eliminate bias and increase accountability at [sanfranciscopolice.org/bias-free](https://www.sanfranciscopolice.org/bias-free).

A guiding principle of the San Francisco Police Department is its commitment to treating all people with dignity, fairness, and respect. It is crucial for our members to carry out their duties in a manner free from bias and eliminate any perception of policing that appears biased. Biased policing is unsafe, unjust, and ineffective. It also alienates the public, fosters distrust of police, and undermines legitimate law enforcement efforts.

The SFPD is dedicated to ensuring our officers and professional staff provide unbiased, quality service to the diverse communities we work for.

Our goal is to provide fair and positive interactions between San Francisco officers and the people we are proud to serve.

<https://www.sanfranciscopolice.org/your-sfpd/policies/bias-free-policing>



無偏見警務



每個人都應該得到公平的對待。

SFPD 官員接受不偏不倚的程序及正義培訓。我們的目標是確保公平公正的警務。

我們致力提供所有安全及尊重。

想了解更多地消除偏見並增加問責制，請上網到我們的網站 [sanfranciscopolice.org/bias-free](https://www.sanfranciscopolice.org/bias-free)。



Policía sin Sesgos



Todos merecemos ser tratados con justicia.

Los oficiales de SFPD se someten a entrenamiento de imparcialidad y justicia procesal. Nuestro objetivo es garantizar policía comunitaria justa y imparcial.

Estamos dedicados a brindar seguridad con respeto para todos.

Conozca nuestros esfuerzos para eliminar el sesgo y elevar la responsabilidad en: [sanfranciscopolice.org/bias-free](https://www.sanfranciscopolice.org/bias-free).

Department Vision and Values



San Francisco Police Chief Greg Suhr today launched a “Not On My Watch” (NOMW) campaign aimed at rooting out potential bigotry and intolerance among San Francisco police officers by promoting diversity in recruitment, bias training, community involvement and a first-of-its-kind pledge that department officers have been making.

The campaign includes a website, www.NotOnMyWatchSFPD.org, to help demonstrate how the department is working proactively to reduce bias among officers and in the community with a range of programs and initiatives. In launching the campaign, SFPD released a video of community members and police officers discussing the importance of the Not On My Watch pledge, which is just one of several NOMW initiatives.

San Francisco police officers are voluntarily taking the Not On My Watch pledge.

The Not On My Watch pledge states: I, [Full Name], pledge to serve the people of San Francisco faithfully and honestly without prejudice.

I will not tolerate hate or bigotry in our community or from my fellow officers.

I will confront intolerance and report any such conduct without question or pause.

I will maintain the integrity of the San Francisco Police Department and safeguard the trust of the people of San Francisco.

I will treat members of the community as I would hope to be treated myself.

I will pursue justice with compassion and respect the dignity of others.

For those who would suggest there is any place for the stain of intolerance, I pledge, Not on My Watch.

[SFPD Chief Greg Suhr discusses Not On My Watch campaign](#) from [San Francisco Police](#) on [Vimeo](#).

“We are about more than just policing,” said Chief Suhr. “We are working every day to reflect the diverse and multi-faceted communities we are privileged to serve. The stain of intolerance is not acceptable in San Francisco. I call on police departments across the country to join us in taking this stand and commit to the Not On My Watch pledge.”

SFPD has undertaken several additional initiatives to combat discrimination within the department. All San Francisco Police Academy recruits are now required to participate in implicit-bias training, and all officers will receive implicit-bias training and procedural justice training by the end of the year. Chief Suhr has established an African American Community Advisory Forum to open and enhance channels of communication and improve the department’s practices. SFPD is also aggressively recruiting police officers from a variety of cultural backgrounds to ensure that the department is a diverse organization that reflects the city’s demographic makeup. “The Police Department must look like San Francisco,” said Chief Suhr.

For more information on the Not on My Watch initiative, please visit www.NotOnMyWatchSFPD.org.

Contact Numbers and Email s

EMERGENCY	911
Non-Emergency	415-553-0123
Cell Phone 911 (MUST know your location)	415-553-8090
Anonymous Tip-Line	415-575-4444
Text a Tip	847411 (Tip 411)
Bayview Station	415-671-2300 sfpdbayviewstation@sfgov.org
Bayview Website	<u>SFPD Bayview Station Website</u>
Captain David Maron	415-671-2300 david.s.maron@sfgov.org
Bayview Events	415-671-2313 Officer Ramirez BayviewStation.PermitOfficer@sfgov.org
Bayview Permits / Code Enforcement	415-671-2313 Officer Ramirez BayviewStation.PermitOfficer@sfgov.org
SF Homeless Outreach: HSOC	311 / www.sf311.org
Graffiti Abatement	415-850-6951
SF Services Center	311 / www.sf311.org
Department of Parking & Traffic	415-553-1943
Department Public Works	311
SF S.A.F.E.	415-553-1984
Deputy District Attorney	628-652-4100
Deputy City Attorney	415-554-4700
D9 Supervisor Hilary Ronen	415-554-5144
D10 Supervisor Shamann Walton	415-554-7670