

Bayview Station Newsletter



Inside This Issue

Captain's Message	1
Community Meeting	2
Officer of the Month	3
Definition of Suspicious activity	4
Definition of Community Policing	5
Crime Definition	6
Community Engagement	7
Weekly Recap	8-9
Safety Tips - Crime	10-19
Safety Tips - SFMTA	20-21
Crime Data Maps	22-24
Incidents of Interest	25-27
Monthly Comparison of Crime	28-29
Summaries of Supreme Courts Case Laws	30
Department News Release	31
In the Community	32-41
ADs w/ Police Partners	42-45
Community Feedback	46-47
CPAB Info	48
Vision and Values	49-51
Contacts	52

Captain's Message

Issue 134

October 28, 2021

Good morning Bayview Community,

This year's rise in gun violence continues to be a major concern within our community. Year to date, there have been 183 victims of gun violence in San Francisco, compared to 130 victims at this time last year. There have been 33 firearm related homicides compared to 26 last year. In our community, we've had 12 homicides this year alone. As of this morning, for the month of October, there have been 20 calls for service regarding shots fired and a total of 3 shooting victims.

Our investigative units are busy working hard to identify the persons responsible. Reducing violent crime is our primary goal. We ask that the public to continue to assist us with any information regarding these crimes.

Lastly, Halloween is this Sunday. For safety tips and reminders, see my previous message [132.pdf \(emma-assets.s3.amazonaws.com\)](https://emma-assets.s3.amazonaws.com/132.pdf)

Have a great weekend.

Please feel free to contact me at David.S.Maron@sfgov.org anytime with your thoughts, comments, or concerns.

Captain David Maron #1929



Captain David Maron
Commanding Officer
Bayview Station

Next Community Meeting:

November 2nd

5:00pm

Via Zoom

See page 2 for info

Chief Scott's Message

[http://sanfranciscopolice.org/
chief-police](http://sanfranciscopolice.org/chief-police)

Community Meeting

Bayview Community Meeting November 2, 2021 at 5pm

The November Bayview Station Community Meeting will be held via Zoom.

Please register at <https://bit.ly/BayviewCommMtgNovember2021>

Captain Maron will dedicate a portion of the **November** Community Meeting to discuss use of force and officer involved shootings.



How to Join SFPD's Virtual Community Meetings

Participating in the SFPD's Community Meetings is one of the best ways San Francisco community members can engage in community policing. Interact with local SFPD station leadership, and stay updated on crime trends and police activities.



RSVP to community@sfsafe.org

Start off by RSVP-ing to any SFPD Virtual Community Meeting by emailing community@sfsafe.org. Be sure to state which station you are attending or the date/time and captain's name (info included on flyer).



Complete the Registration Form

After sending the email to RSVP, SF SAFE will send you a brief registration form requesting your name, email, phone number, and questions for the captain. When filling out the form, please be sure to answer them completely and correctly. If you don't have any questions, feel free to put "none" or "N/A" so the form will go through.



Be Sure to Click "Submit"

Once the registration form is properly completed, click "submit" for the form to go through. A "thank you for submitting the form" page should appear so you know your registration was processed.



Receive Zoom Link

A few days before the Community Meeting, you will receive the Zoom link for the meeting via email, as well as a separate email confirming that the Zoom link has been sent. Please check your junk/spam mail and other folders to ensure the Zoom link doesn't end up there.

If you have any questions related to registering for the SFPD Virtual Community Meetings, please contact SF SAFE at (415) 553-1984 or email us at community@sfsafe.org

Featured Officer of the Month

Officer Nadia Mohamed



Officer Mohamed was born and raised in the Bay Area.

Officer Mohamed completed her Field Training at Southern Station was assigned to Mission Station for her probation period, and was transferred to Taraval Station for her permanent assignment. Per Officer Mohamed's request, she has now been at Bayview Station for 4 years.

Outside of work, Officer Mohamed enjoys spending time with her fur babies and hiking.

Definition of Suspicious Activity

Suspicious activity is any observed behavior that could indicate a crime-related incident has been committed, or about to be committed. Unusual items or situations: A vehicle is parked in an odd location, a package/luggage is unattended, a window/door is open that is usually closed, or other out-of-the-ordinary situations occur.

Examples of Suspicious Activity:

- ♦ An individual peering into vehicles, to try, and locate any valuables left unattended.
- ♦ An individual trying door handles to vehicles, and/or residences to gain access to the vehicle and/ or residence.
- ♦ An individual checking front doors of residences to locate any unattended packages, or individuals following delivery trucks to see



**See something.
Say something.**

Definition of Community Policing

Community policing, or community-oriented policing, is a strategy of policing that focuses on the police building ties and working closely with members of the communities.

- Homeless Outreach and Outreach to Drug Users: Bayview Station officers coordinate with city agencies to provide outreach and assistance to rehabilitate those who are dependent on illegal drugs and outreach to homeless individuals to connect them with resources and support.
- Foot Patrols: Bayview Station has beat officers assigned to the San Bruno Avenue, 18th Street, 20th Street and 3rd Street corridors.
- Monthly Police Community Relations Meetings: Community Meetings are held continuously. Officers also attend meetings with merchants groups, business groups, development authorities and others. Concerns are voiced and addressed through problem solving.
- Email Updates: Bayview Station sends out newsletter updates to residents in the district that alerts residents of crime trends, upcoming community events, crime prevention tips, and information on how to contact officers at the district station.



Crime Definition

Robbery – Robbery is the taking of property from another by using force or by using fear.

Assault – An assault is an unlawful attempt, coupled with the present ability, to commit a violent injury on another person.

Battery – (**Misdemeanor battery**) is any willful and unlawful touching of another. (**Felony battery**) is the use of force or violence upon the person of another that causes serious bodily injury.

Assault – is when a person swings their arm and **battery** is when that arm makes contact with another person.

Aggravated Assault – Assault upon another person with a deadly weapon or instrument other than a firearm or by any means of force likely to produce great bodily injury.

Burglary – The intent upon entry into a property to commit grand theft, petty theft, or any felony.

Community Engagement

Community Engagement Division (CED)

Throughout the year, SFPD officers based at 3401 17th Street, are assigned full-time to proactively engage with the community through relationship building, events, forums, panel discussions, participation in community events, working with community leaders and leading a variety of special programs to benefit local youth. In addition, this unit promotes community policing and community engagement in support of District Station activities.

CED officers participate in programs like backpack journeys with middle-school students, homework assistance, turkey giveaways at Thanksgiving, tree and toy giveaways during the Holiday Season and they also attend neighborhood events.

The CED works closely with all ten SFPD districts by collaborating with a designated liaison allowing each station to keep CED informed of upcoming community events and concerns. The CED is committed to its continued work with community leaders in order to build on reciprocity and shared understandings of the concerns within the diverse communities represented in San Francisco. As a department we are dedicated to understanding the various concerns and needs specific to each group.

In addition, CED collaborates on community events with organizations including Mothers Against Drunk Drivers, the Make-a-Wish Foundation, Special Olympics of Northern California and others.

Here are a few other programs in which the Community Engagement Division participates:

The [Wilderness Adventure Program](#), in which officers accompany youth on backpacking, kayaking and other outdoor adventures.

The [Police Activities League](#), which sponsors a variety of programs for youth, including fishing trips, football, and martial arts.

The [Reserve Police Officer Program](#), which prepares volunteers to assist city police.

Want to view the Community Policing Strategic Plan?

Click [here](#) to view a PDF version of it.

Weekly Recap

October 18, 2021 – October 24, 2021

Calls for Service	589
Incident Reports	123
Felony Arrests	13
Misdemeanor Arrests	1
Firearms Seized	1
Robberies	1
Residential Burglaries	1
Non-Residential Burglaries	1
Auto Burglaries	4

List of Part 1 and Part ii crimes

October 18, 2021 – October 24, 2021

BURGLARIES/Attempted BURGLARIES:	
Attempted Forcible Entry	1
Forcible Entry	7
Unlawful Entry - No force	4

ROBBERIES/Attempted ROBBERIES:	
Firearm	2
Knife or Cutting Instrument	0
Other Dangerous Weapon	0
Strong-arm (No Weapon)	2

ASSAULTS/Attempted ASSAULTS:	
Firearm	1
Hands, Fists, Feet, Etc.	1
Knife or Cutting Instrument	1
Other Dangerous Weapon	4

CRIME PREVENTION / SAFETY TIPS

San Francisco Police Release Burglary Awareness Crime Prevention Video

The San Francisco Police Department would like to remind the public to stay safe and help protect yourself from vehicle and home burglaries. Below are some simple steps you can take to help prevent your home or vehicle from being burglarized.

- Do not leave valuables in your vehicle
- Remove garage door opener from your vehicle if parked outside your garage
- Lock the door from your garage leading inside your home
- “Block the cord” – garage door openers have an emergency release cord that, when pulled, disconnects the door from the mechanism thereby making it easy for burglars to enter your garage



CRIME PREVENTION / SAFETY TIPS



PACKAGE THEFT PREVENTION GUIDE

One rarely falls in love without being as much attracted to what is interestingly wrong with someone as what is objectively healthy

☐ WON'T BE HOME?

Use the "Hold Package" option at USPS.com to have packages held at location post office for pick up. You can also arrange for neighborhoods to pick up any packages that might be delivered.

☐ CUSTOMIZE DELIVERIES

Customize deliveries by adding specific delivery instructions using USPS.com and your tracking number. You can also schedule packages to arrive when you are home or reroute packages.

☐ USE SPECIAL SERVICES

Use USPS special services like *Signature Confirmation* or *Registered Mail* to add a layer of security.

☐ DELIVER TO SECURE LOCATIONS

Send packages to secure locations such as Amazon Lockers, FedEx and UPS locations, P.O. Boxes, and local post office.

☐ REQUEST NONDESCRIPT PACKAGING

When completing your online order, opt for packaging that conceals the item or select the 'gift' option to ensure package arrives in a plain box especially when ordering from a high-end store.

☐ USE MODERN ALTERNATIVES

Take advantage of contemporary options like smart lockers, lockboxes, cameras, motion detection lighting, alarms like Package Guard, and services like Doorman.

☐ NETWORK WITH NEIGHBORS

Neighborhood groups on social media or community apps can provide a system for reporting suspicious activity. This is also a good way to keep your deliveries and neighborhood secure.

☐ PORCH AREA VISIBILITY

Keep the porch area clear and visible. The more likely a would-be thief is to be seen, the more likely they are to choose another target.



CRIME PREVENTION / SAFETY TIPS



PREVENT GARAGE DOOR BREAK-INS

Garages can sometimes be the most vulnerable area of the home and they are often the entry point most targeted by thieves because of the easy access to the home. Here are some tips to help secure your garage and protect it from theft.



ALWAYS CLOSE YOUR GARAGE DOOR

This may seem obvious, but just drive through any residential neighborhood and you'll likely see a few wide-open garage doors. This is an invitation to burglars and at the very least, you're allowing passersby to easily view the contents of your garage.



INSTALL MOTION-SENSITIVE LIGHTS

Homes and garages with poor exterior lighting become more appealing targets for burglars. Ensure all entry points are well-lit. Constant lighting supplemented by motion sensitive lighting is best.



REINFORCE THE GLASS ON THE GARAGE DOOR

Add vinyl adhesive to reinforce garage windows. You can also opt for a frosted or translucent glass design to allow sunlight in while obscuring contents inside.



DON'T LEAVE GARAGE DOOR REMOTE IN YOUR CAR

A garage door remote is basically another key into your home and thieves won't hesitate to use it if they find it. Opt to use a remote on a keychain.



INSTALL AN INTERIOR MANUAL GARAGE DOOR LOCK

When leaving on a vacation or for extended periods of time, disconnect automatic door motor and install a manual lock.



TIE EMERGENCY RELEASE CORD

Tying your emergency release cord into a small ball will make it more difficult to reach by thieves who manage to break the garage windows.



INSTALL SURVEILLANCE CAMERAS

There should be at least 1 exterior mounted camera facing the street and registered with the D.A.'s office.



SECURE ANY VALUABLES

Keep all tools in cabinet systems with locks and be sure to hang and lock any bicycles. As much as possible, try to avoid keeping valuable items in the garage or inside vehicles.



HAVE A QUALITY, FUNCTIONING GARAGE DOOR

Garage doors should be as secure, sturdy, and well-built as your front door and should remain in good condition and tight fitting. Deadbolts should also be added to the garage-to-house door.



INSTALL INTERIOR MAIL SLOT HOOD COVER

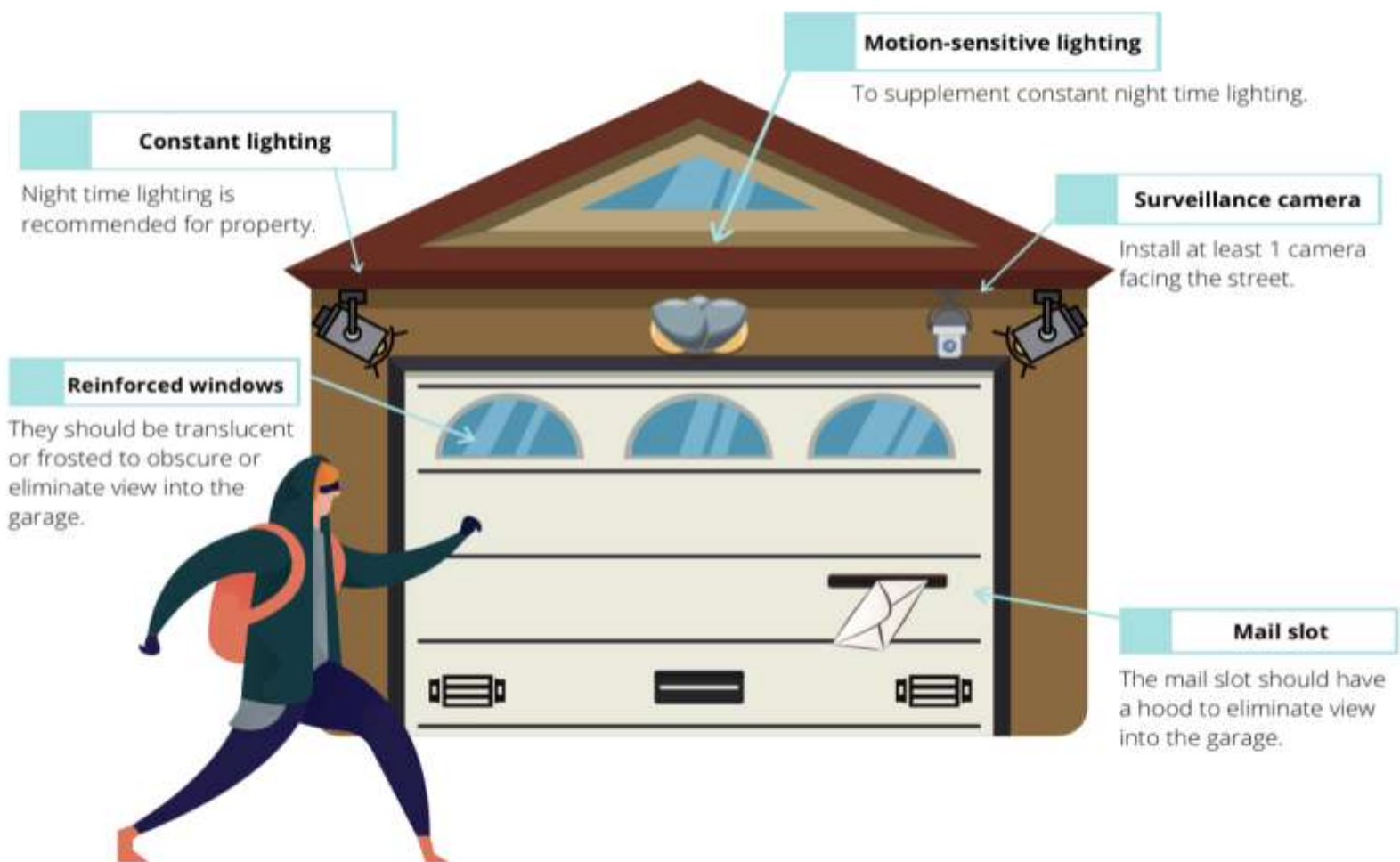
If the garage door is equipped with a mail slot, a hood cover will prevent any view into the garage and its contents, eliminating enticement to enter.

CRIME PREVENTION / SAFETY TIPS



PREVENT GARAGE DOOR BREAK-INS

ANATOMY OF A SAFE GARAGE



Your home is only as safe as its weakest entry point.

Your garage is an important part of your home and securing your garage is one of the most essential steps to securing your entire home. It is always recommended to regularly check and update your home's security system and safety measures.

CRIME PREVENTION / SAFETY TIPS

Park Smart!



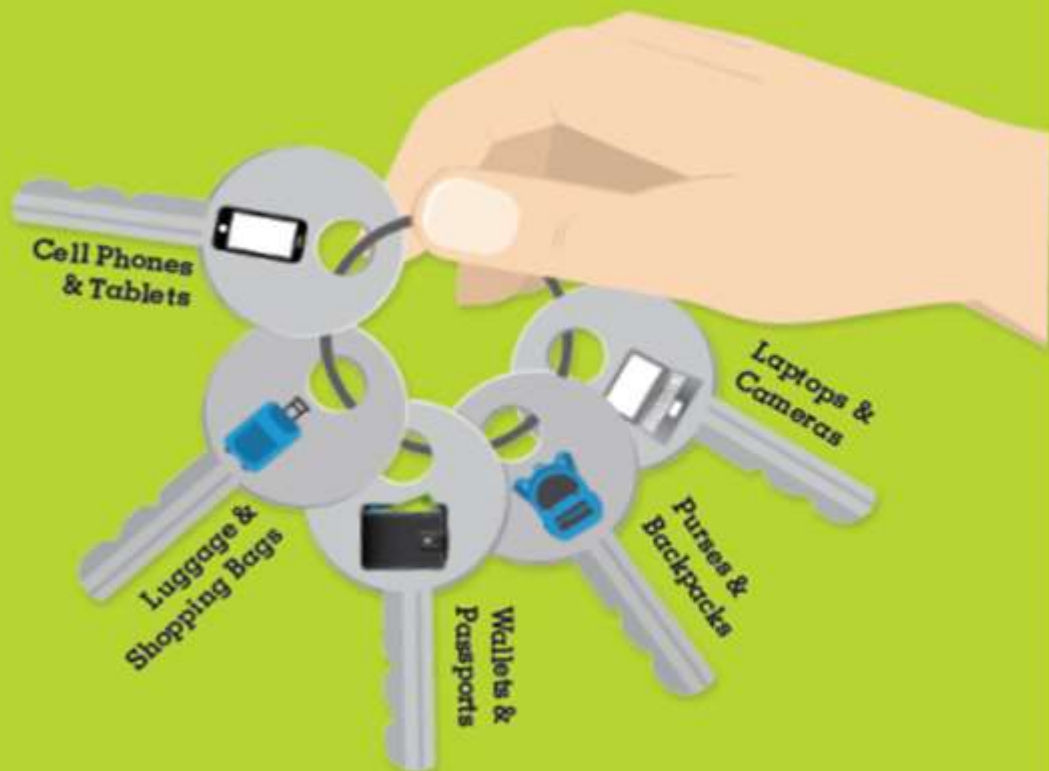
THE KEYS TO
PARKED CAR
SAFETY ARE IN
YOUR HANDS!

If you love it, don't leave it.

DON'T TEMPT A CAR THIEF!

Car thieves only need seconds to break into your car. So Park Smart, and especially keep your trunk clear.

**Take everything
with you.**



CRIME PREVENTION / SAFETY TIPS



IN CASE OF EMERGENCY

Program your phone with these safety numbers

911 - Emergency*

SF Dispatch Direct (415) 553-8090
 SFPD Non-Emergency 415-553-0123
 To make a report to the City 311

*In San Francisco, when you dial 911 on a cellular phone near a highway, the call is connected to the California Highway Patrol (CHP) dispatch center.

SAFE, a crime prevention education 501(c)3 non-profit, helps residents, police and community groups work together to create vibrant neighborhoods.

Everyone who lives, works and visits San Francisco has the right to be safe. SAFE provides educational services that empower San Franciscans with techniques to prevent crime.

To make a tax-deductible donation or learn more, visit us online at: www.sfsafe.org



650 Bryant Street, Room 135
 San Francisco, CA 94103
 415-553-1884 | info@sfsafe.org



Sponsored in cooperation with the San Francisco Police Department



Personal Safety Guide



Empowering Communities to Create a Safer San Francisco
www.sfsafe.org



SAFE wants you to feel secure as you move through your life in and around the City. Use the tips inside to keep safety in your thoughts. Then share your knowledge with your friends and family.

Safety for All Situations

- Always be alert and aware of your surroundings.
- Trust your intuition! If something feels weird, trust your gut and change the situation.
- Keep valuables and electronics out of sight.
- Safety in numbers—walk with others, on populated streets.
- Know your resources. Use this guide to get started.



1

Walking

- Walk with purpose
- Keep your purse or bag close to your body
- Hide valuables
- Always stay aware of your surroundings
- Take care using cell phones in public, they are commonly targeted by thieves

2

Parking

- Don't leave packages or bags visible in a parked car
- Put packages in the trunk before you arrive at your destination
- Check signage to make sure your car is parked legally
- Avoid large bushes and dense shrubbery

3

Social Media

- Limit location sharing
- Tighten privacy settings
- Be cautious of "friending" strangers
- Don't share details like address, vacation dates, DOB with people you just met
- What goes online will stay online, so be cautious what you share



4

Taxi and Ridesharing

- Confirm "San Francisco Taxicab" seal
- Check for taxi mediation on the dashboard, note ID number
- Confirm driver identity
- Choose the back seat
- Cash is never required in a rideshare
- Report incidents to SFPD
- Taxi complaints: call 311

5

Public Transportation

- Plan your route ahead of time using www.511.org or www.sfmta.org
- Find arrival times using Nextibus.com
- Have money or Clipper card ready
- Stay awake and alert
- Hold bags in your lap or under your arm
- Thieves may "snatch and grab" by a door when you approach a stop
- Report any incidents to the driver
- After 6:30 pm, Muni bus drivers can make "safe in between stops"—ask your driver



For bike safety and other topics, visit www.sfsafe.org

Stay alert

Safety in numbers

Trust your intuition

Know your resources

CRIME PREVENTION / SAFETY TIPS

WHY CREATE A SAFE NEIGHBORHOOD WATCH GROUP?

- You don't feel safe
- You don't know all your neighbors
- The streets in your neighborhood are dirty
- The streetlights don't work
- You want to create a stronger community

GETTING STARTED

- Recruit a few friends on your block
- Contact SAFE to assist you
- Create a planning committee & meet with a SAFE representative

HOW IT WORKS

- Problem-solve with police and other agencies
- Create communication plan- phone, text, or email
- Create a neighborhood emergency preparedness plan
- Designate one Block Captain & two Block Co-Captains



WHAT DOES A NEIGHBORHOOD WATCH GROUP DO?

Meet regularly at least 4 times a year

- Meetings
- Gatherings
- Block Parties
- Community Gardens

Invite guest speakers to meetings

- SFPD
- Mayor's Office
- 911 Call Center
- District Supervisors

Take classes together

- NERT
- ALERT
- CPR/ First Aid
- Self-Defense

Organize days to

- Reclaim walls covered with graffiti
- Clean up the local park
- Volunteer for a local charity

To start your own Neighborhood Watch Group, contact SAFE at

(415) 673-SAFE or (415) 553-1984
info@sfsafe.org

CRIME PREVENTION / SAFETY TIPS



CRIME PREVENTION TIPS FOR ROBBERY



Emergency
Phone 9-1-1

Non-Emergency
Phone 415-553-0123

City Service Center
Phone 3-1-1

- Trust your instincts. If you sense trouble, get away as soon as possible.
- Show confidence. Walk at a steady pace, keep your head up and avoid carrying lots of packages...It can make you look defenseless.
- Don't look like an easy target. Robbers want someone who will provide the least resistance. If you look like you know where you are going, walk with your head up and eyes alert, you will most likely be left alone.
- Be observant.
- Remain alert and observe the people around you. Know who is walking behind and in front of you. Things to watch for include suspicious persons, people just loitering around or vehicles.
- Be aware of your surroundings. If you think you are being followed, go to a crowded area.
- Walk in well-lit areas. If possible, do not walk alone.
- Do not carry large amounts of money.
- Carry keys in your hand.

Bayview Police Station 201 Williams Avenue, SF 94124
415.671.2300 SFPDBayviewStation@sfgov.org



CRIME PREVENTION TIPS FOR BURGLARY



Emergency
Phone 9-1-1

Non-Emergency
Phone 415-553-0123

City Service Center
Phone 3-1-1

- Never leave your home doors unlocked or open. Use dead bolt locks, they are a great deterrent to burglars.
- When you leave, close and lock your windows. Many burglars enter homes and apartments through open windows. Windows on or near fire escapes should remain locked.
- Don't "buzz" strangers in. Don't permit unexpected utility workers, deliverymen, or strangers into your home. Ask them for their I.D. and phone number to their office. Call 911 if you are not sure of their identity. Call the police to report suspicious activity.
- Give your home or apartment an "occupied look." Lights or a radio on automatic times may help deter burglars. Bright motion activated lights are a good deterrent as well.
- Install security cameras or burglar alarms. Most are DIY with easy installation and are assessable with an app on your smart phone.
- If you park your car inside your garage, lock the car doors. Burglars will steal garage door openers and come back when you are not home.
- Trim shrubs and branches away from doors and windows for better visibility.

Bayview Police Station 201 Williams Avenue, SF 94124
415.671.2300 SFPDBayviewStation@sfgov.org

CRIME PREVENTION / SAFETY TIPS



CRIME PREVENTION TIPS FOR AUTO BURGLARY



Emergency
Phone 9-1-1

Non-Emergency
Phone 415-553-0123

City Service Center
Phone 3-1-1

- Do not leave valuable items visible in your car.
- Do not park in isolated or visually obstructed areas. Park in well-lit, heavily populated areas.
- Avoid parking next to occupied vehicles.
- Do not use the console or glove box as mobile lock boxes. These are obvious to thieves too.
- Use secondary devices such as steering locks and/or activate your security system if you have one.
- Trust your instincts. If something does not feel right, find another place to park.
- Close all windows and lock all doors before leaving your vehicle.
- Be aware of your surroundings.
- Do not leave garage door openers in parked vehicles.
- Do not think your dark tinted windows will hide your valuables. Thieves often use flashlights to see through tint.
- If you are parking your vehicle for several days check on it periodically.

Bayview Police Station 201 Williams Avenue, SF 94124
415.671.2300 SFPDBayviewStation@sfgov.org



TRAFFIC SAFETY



As part of the City's "Vision Zero" goal to end traffic fatalities by 2024, the San Francisco Police Department has committed to "Focus on the Five". Collision data from the SFPD and SFMTA have determined the following violations to be the primary collision factors in most injury accidents:

- Yield While Turning
- Stop Sign
- Speeding
- Red Light
- Pedestrian Right of Way

As we live, work and play in the City by the Bay, we want to feel safe as we move around. Please help us reach this goal by giving your full attention to the road without any distractions.

Bayview Police Station 201 Williams Avenue, SF
94124415.671.2300 SFPDBayviewStation@sfgov.org

Addressing Crime

**If there is an Emergency Call
911 immediately!!**

如果有緊急情況，請立即撥打911



San Francisco Police Department
Both in Cantonese, Mandarin and English

**Anonymous Tip-Line
415-558-5588**

If you are a victim, witness, or possess information regarding a serious crime, please call SFPD right away using this special direct line. Your Identity WILL NOT be revealed!

舊金山警察局 粵語，普通話和英語

匿名電話專線

415-558-5588

如果你目睹案發經過或有任何線索提供，請盡快聯繫三藩市警察專線，你的個人資料將會保密。

1245 3RD STREET SF, CA 94158

email: SFPDCLU@SFGOV.ORG

www.sanfranciscopolice.org

Supported by

The Asian Pacific Islander Public Affairs • San Francisco Chapter

SAFETY TIPS

Vision Zero SFMTA

Focus on the Five



In an effort to improve vehicular and pedestrian safety Citywide, TransBASEsf.org has identified dangerous intersections in the Bayview District.

We have implemented the “**Focus on the Five**” traffic safety initiative. Bayview Station Officers will be engaging in increased traffic enforcement at these intersections and other locations in the district. Refer to the TransBASEsf.org for more detailed information.

Focus on the Five Dangerous Intersections

- Bayshore Bl / Industrial St
- San Bruno Ave / Silver Ave
- Evans Ave / Phelps St
- Loomis St / Oakdale Ave
- 3rd Street / Palou Ave
- 3rd Street / Evans Ave
- 3rd Street / Carroll Ave
- Vermont St / Cesar Chavez St
- 3rd Street / Revere Ave
- Gilman Ave / Paul Ave & 3rd St

22450(a) CVC: The driver of any vehicle approaching a stop sign at the entrance to, or within, an intersection shall stop at a limit line, if marked, otherwise before entering the crosswalk on the near side of the intersection.

21453 (a) CVC: A driver facing a steady circular red signal alone shall stop at a marked limit line, but if none, before entering the crosswalk on the near side of the intersection and shall remain stopped until an indication to proceed is shown.

22350 CVC: No person shall drive a vehicle upon a highway at a speed greater than is reasonable or prudent having due regard for weather, visibility, the traffic on, and the surface and width of, the highway, and in no event at a speed which endangers the safety of persons or property.

21950(a) CVC: The driver of a vehicle shall yield the right-of-way to a pedestrian crossing the roadway within any marked crosswalk or within any unmarked crosswalk at an intersection, except as otherwise provided in this chapter.

22107 CVC: No person shall turn a vehicle from a direct course or move right or left upon a roadway until such movement can be made with reasonable safety and then only after the giving of an appropriate signal in the manner provided in this chapter in the event any other vehicle may be affected by the movement.

SAFETY TIPS

Vison Zero SFMTA



SHARING THE ROAD WITH CYCLISTS

When it comes to safely sharing the road with cyclists, it's paramount for drivers to learn how to coexist.

➔ Share the Road

When out and about, drivers need to be ever-mindful of sharing the road with cyclists.

➔ Follow the 3 Foot Rule

Maintain a distance of 36 inches from cyclists whenever passing them. If possible, keep an even wider berth if there's bad weather or if in a higher speed limit zone.

➔ Be Cautious with Kids

Kids can be unpredictable since their motor skills and decision-making faculties aren't fully developed. Be on alert when driving near schools and residential areas.

➔ Stay Off the Horn

Sudden honking might startle a cyclist and can cause them to swerve into traffic or off the road.

➔ Mind Your Blind Spots

Drivers should double-check their mirrors when changing lanes, making turns, and especially before opening their car door after parking.

➔ Be Patient

Don't tailgate a cyclist. When you need to pass one, patiently wait until it's safe to do so.



Visit www.sfsafe.org for more safety tips!

If you have any questions, please email safebikessf@sfsafe.org

DRIVE LIKE:

Your Friend is
in the crosswalk.



Yielding saves lives.

sfmta.com/benicelooktwice

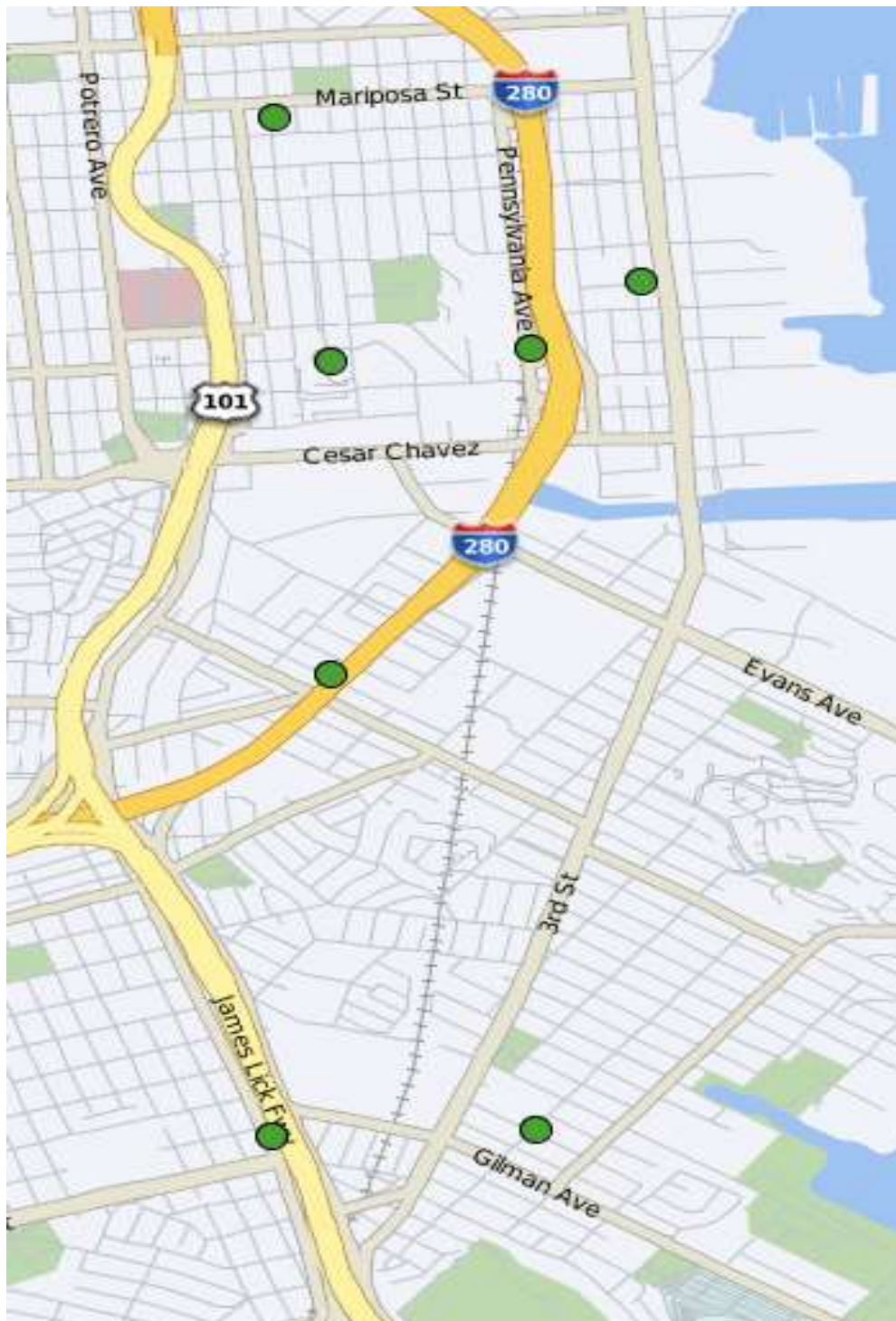
☎ 311 Free language assistance / 免費諮詢 / Ayuda gratis con el idioma / ücretsiz yardım
representasyonları / trợ giúp chi phí miễn phí / Assistance linguistique gratuite / 免費語言諮詢 / 무료 언어 지원 /
Lütfen dilinizde yardım talepleyin / 免費語言諮詢 / 免費語言諮詢

BE NICE 
LOOKTWICE



CRIME DATA MAP

BURGLARIES / Attempted BURGLARIES October 18, 2021 – October 24, 2021



CRIME DATA MAP

ROBBERIES / Attempted ROBBERIES October 18, 2021 – October 24, 2021



CRIME DATA MAP

ASSAULTS / Attempted ASSUALTS October 18, 2021 – October 24, 2021



INCIDENTS OF INTEREST

October 18, 2021 – October 24, 2021

Firearm, Discharging at Vehicle

October 18th at 4:32pm - Keith Street / Newcomb Avenue

ShotSpotter activation - Officers located (8) 9mm casings. A witness told Officers he saw a white Nissan driving North on Keith Street when the Suspect ran towards the passenger side of the Nissan and began shooting into the vehicle.

No injuries or damages were reported.

Assault, Aggravated with Knife

October 18th at 12:25pm - 100 Block of Kirkwood Avenue

Victim1 told Officers he and Victim2 were in his vehicle as it was stopped at a red light. Victim1 stated Suspect stopped her vehicle next to his at the red light, exited the vehicle, began arguing with him and thrusting a box cutter style knife at him. Victim1 told Officers he was able to drive away without being injured. Victim1 stated he arrived home when Suspect also arrived at his home and chased him down the stairs near his apartment. Victim1 stated he left his keys in his vehicle and saw Suspect with his keys in her hand. Victim1 stated S1 thrust the box cutter at him several more times, then fled with Victim1's keys.

Assault, Aggravated with Gun

October 18th - 1500 Block of Revere Avenue

ShotSpotter activation – Officers located (24) 9mm casings. An anonymous Reportee informed Officers the Suspect vehicle was a burgundy colored four-door vehicle, and the Victim vehicle was black in color. The Reportee told Officers that both vehicles had left the area. Officers were then notified of a gunshot wound victim who was transported to SFGH in a black Audi. Victim1 suffered a gunshot wound to his right leg, four gunshot wounds to his buttocks, and a gunshot wound to his chest.

INCIDENTS OF INTEREST

October 18, 2021 – October 24, 2021

Carjacking with Bodily Force

October 20th at 3:15pm - Carroll Avenue / Ingalls Street

Victim stated he was driving his vehicle when he came to a stop sign. Victim stated he heard Suspect yell out “hey, hey” towards him and believed that Suspect was trying to tell him that something was wrong with his vehicle. Victim stated he exited his vehicle and walked towards the rear of the vehicle. Victim stated as he was walking, Suspect punched Victim in the face knocking him unconscious. Victim stated when he regained consciousness, he discovered his vehicle and personal belongings had been taken.

Assault, Aggravated with Gun

October 21st at 12:04pm - 700 Block of Kirkwood Avenue

ShotSpotter activation – Officers located (4) 9mm casings. Officers were informed of a walk-in gunshot wound victim at SFGH. Two anonymous Reportees reported seeing a charcoal gray colored BMW or Audi in the area at the time of the shooting. Victim stated he was a passenger in a vehicle when his leg began hurting and he discovered he was bleeding. Victim stated he did not hear or see any gunfire. One vehicle was damaged by gunfire.

Firearm, Discharging within City Limits

October 22nd - 1800 Block of 25th Street

ShotSpotter activation - Officers located (32) 40 caliber casings and (1) 45 caliber casing. No injuries or damages were reported.

Firearm, Discharging within City Limits

October 23rd at 6:30am - Unit Block of Northridge Road

ShotSpotter activation - Officers located (1) 40 caliber casing. No injuries or damages were reported.

INCIDENTS OF INTEREST – Burglaries

October 18, 2021 – October 24, 2021

Residential:

October 20th at 1:49am - 1200 Block of Tennessee Street

· Suspect entered through the apartment garage most likely via key fob. The loss was a bicycle and multiple packages at unknown value. One suspect/resident of the building was arrested.

October 22nd at 7:00am - 500 Block of He Haro Street

· Suspect entered a multi-unit complex shared garage. The loss was a bicycle and helmet valued at \$2000. No arrest made.

October 24th at 6:36am - 1000 Block of Pennsylvania Street

· Suspect entered the building by pouring a liquid in the electronic keypad. The loss was a package valued at \$100. No arrest made.

Non-Residential:

October 18th at 3:45am - 1400 Block of Egbert Avenue

· Suspect entered the building by prying open the front door. The loss was a generator and misc. tools unknown value. No arrest made.

October 18th at 7:00am - 200 Block of Selby Street

· Suspect entered the warehouse by breaking the lock. The loss was misc. construction items at unknown value. No arrest made.

Monthly Comparison of Crimes

Month of September 2021

BURGLARIES:	
Attempted Forcible Entry	5
Forcible Entry	12
Unlawful Entry - No force	13

ROBBERY:	
Firearm	3
Knife or Cutting Instrument	2
Other Dangerous Weapon	3
Strong-arm (No Weapon)	11

ASSAULTS:	
Firearm	9
Hands, Fists, Feet, Etc.	21
Knife or Cutting Instrument	3
Other Dangerous Weapon	17

Monthly Comparison of Crimes

Month of August 2021

BURGLARIES:	
Attempted Forcible Entry	5
Forcible Entry	17
Unlawful Entry - No force	16

ROBBERY:	
Firearm	4
Knife or Cutting Instrument	0
Other Dangerous Weapon	1
Strong-arm (No Weapon)	15

ASSAULTS:	
Firearm	11
Hands, Fists, Feet, Etc.	9
Knife or Cutting Instrument	1
Other Dangerous Weapon	13

Summaries of Supreme Courts Case Laws

Kansas v. Glover (2020) 140 S.Ct. 1183.

A Kansas deputy sheriff ran a license plate check on a truck and discovered that the registered owner had a revoked driver's license. The deputy assumed the registered owner was driving the vehicle and pulled it over. The registered owner, Glover, was in fact driving and charged with being a habitual offender. Thereafter, Glover moved to suppress the evidence, claiming that the deputy lacked reasonable suspicion to detain him.

The United States Supreme Court held that, "when the officer lacks information negating an inference that the owner is the driver of the vehicle, the stop is reasonable." The Court noted that the Fourth Amendment permits an officer to detain an individual when that officer has a "particularized and objective basis for suspecting the particular person stopped of criminal activity." Officers must be permitted to make commonsense judgements and inferences regarding human behavior. The Court found that prior to pulling the vehicle over, the deputy observed an individual operating the vehicle, he knew the registered owner had a revoked license, and the model of the vehicle matched what he observed. From these facts the deputy drew the commonsense inference that the driver was the registered owner and the Court found that provided more than reasonable suspicion to initiate the traffic stop.

People v. Henderson (2020) 9 Cal.5th 1013

Henderson was convicted of first degree murder with special circumstances, the personal use of a deadly weapon, and sentenced to death which triggered an automatic appeal to the California Supreme Court. Following his arrest, and during a custodial interrogation, Henderson initially waived his Miranda rights. When asked if he was present at the scene of the crime, Henderson stated, "Uhm, there's some things that I, uhm, want uh ..." He was again asked if he was present and Henderson continued, "[want] uh, want to speak to an attorney first, because I, I take responsibility for me, but there's other people that..."

Under established Miranda law, officers must terminate a custodial interrogation of a suspect when that individual invokes their right to counsel or to be silent. That being said, "various cases have held that a suspect's use of equivocal words or phrases does not constitute a clear request for counsel." A suspect must unambiguously assert his right to counsel or to remain silent. Courts objectively look to whether the suspect expressed their desire for counsel with sufficient clarity "that a reasonable police officer in the circumstances would understand the statement to be a request for an attorney." Courts have found the following statements to be equivocal and not an invocation: "maybe I should talk to a lawyer;" "[i]f you can bring me a lawyer;" "I think it'd probably be a good idea for me to get an attorney." In this case the court found that by stat-

Department Press Releases

(Bayview District)



NO NEWS IS GOOD NEWS.

IN THE COMMUNITY

**PARTICIPATING
BUSINESSES**



BAYVIEW HUNTERS POINT

**3RD STREET
TRICK OR TREAT TRAIL**

*Look for the pumpkin balloons and buckets
to get some sweet treats!*

Friday, October 29, 2021 | 3PM-6PM
3rd Street between Armstrong & Jerrold

For more info or questions, email: community@bayviewmagic.org

OCEIA SAN FRANCISCO OFFICE OF
CIVIC ENGAGEMENT
& IMMIGRANT AFFAIRS
COMMUNITY AMBASSADORS PROGRAM (CAP)



3RD STREET	
TRICK OR TREAT TRAIL	
JERROLD	
FLORA GRUBB ALL GOOD PIZZA	
KIRKWOOD	
FELINE FINESSE	
LA SALLE	
	SUPER SAVE
MCKINNON	
KENNEDY'S MARKET AUNTIE APRIL'S TATO	
NEWCOMB	
	BAYVIEW OPERA HOUSE
OAKDALE	
EBONY BEAUTY SUPPLY TORINO MARKET	OLD SKOOL CAFE
PALOU	
WU YEE/TANDEM TMOBILE	
QUESADA	
	CYC SF LIBRARY
REVERE	
JJ'S FISH AND CHICKEN WORD A CAFE	GOLDEN CITY
SHAFTER	
FRISCO FRIED	ALL NITE PIZZA
THOMAS UNDERWOOD	
	LAS PALMAS GRATTA WINES
WILLIAMS/VAN DYKE	
YOSEMITE	
CAFE ENVY	
ARMSTRONG	

IN THE COMMUNITY

INDIA BASIN / HERON'S HEAD



Register at sfrecpark.org/register or by phone at (628) 652-2900.

Note that we are currently not able to take walk-in registrations for fall classes and hope to bring this service back for winter classes.

INDIA BASIN Self-Guided Kayak Adventure: Ages 6 and Up

- October 30, 10 to 11 a.m.
- October 30, 11 a.m. to noon

Heron's Head Fishing: Ages 9 through 16

- September 25 to November 13, 10 a.m. to noon

IN THE COMMUNITY



FOR YOUTH DEVELOPMENT
FOR HEALTHY LIVING
FOR SOCIAL RESPONSIBILITY

LEER CONMIGO! READ WITH ME!

BAYVIEW Y FAMILY RESOURCE CENTER

This is a bilingual parent child interactive group that focuses on reading and art enrichments to strengthen bonds and also meet other parents!

This group will be hosted virtually on zoom and will start on October 7th and end on December 16th.

Ages 1-5
Come join us!

FIRST SESSION: THURSDAY OCTOBER 7 - 5PM - 6PM

For additional information, contact **Susana Melgar (415)732-9045** or smelgar@ymcasf.org

IN THE COMMUNITY



FOR YOUTH DEVELOPMENT
FOR HEALTHY LIVING
FOR SOCIAL RESPONSIBILITY

LEE CONMIGO! READ WITH ME!

BAYVIEW Y CENTRO DE RECURSOS FAMILIARES

En el curso vamos a leer con nuestros niños en español y en inglés y vamos a ser enriquecimientos artísticos con los niños cada semana para mejorar la relación y conocer otros padres!

7 de Octubre y terminara el 16 de
Diciembre.

Por Liena en Zoom
5:00pm - 6:00pm
Edades 1-5

LA PRIMER SESION: JUEVES OCTUBRE 7- 5PM-6PM

Para mas informacion por favor llame a Susana Melgar (415) 732-9045 or smelgar@ymcasf.org

IN THE COMMUNITY

INDIA BASIN TECHHUB

- Free high-speed WiFi
- Laptop and tablet lending
- On-site technical support

Wi-Fi gratis | Préstamos computadoras portátiles y tabletas | Soporte técnico en el sitio
免費WiFi | 筆記本電腦和平板電腦借貸 | 現場技術支持

Monday-Friday | 11AM-5PM | India Basin Shoreline Park | Hunters Point Blvd. and Hawes
Drive Up or Walk Up | In-Vehicle Assistance Available | Restrooms On-site

Lunes a Viernes | Baños disponibles | Se aceptan caminado o en carro | Asistencia en el vehículo disponible
週一至週五 | 印度盆地海岸線公園 | 洗手間 | 步行和駕駛 | 提供車載協助

COVID-19 HEALTH PRECAUTIONS

Tech Hub staff and visitors are required to wear masks and follow social distancing guidelines at all times.

The Tech Hub is brought to you by the India Basin Park Project team, which is working to create a transformative 10-acre waterfront park here in the Bayview Hunters Point neighborhood.

ibwaterfrontparks.com



Call (415) 821-4777 to schedule an appointment
Monday-Friday 12pm-4pm

IN THE COMMUNITY

Get vaccinated, SF! SFUSD School Vaccination Sites



Tuesdays

Malcolm X Academy School
350 Harbor Road (Bayview)
3:30 p.m. – 6:30 p.m.

Wednesdays

Balboa High School
1000 Cayuga Ave (Excelsior)
(enter off Otsego & Onondoga)
2:30 p.m. – 5:30 p.m.

Saturdays

McCoppin Elementary School
651 6th Ave (Richmond)
10:30 a.m. – 1:30 p.m.

Sundays

Sunset Elementary School
1920 41st Ave (Sunset)
10:30 a.m. – 1:30 p.m.

Protect yourself. Protect your family. Protect your community.

#VaccinateSF
sf.gov/GetVaccinated



**Malcolm X Academy School is hosting Get Vaccinated.
Enter in the front in the multipurpose room-
visible from 350 Harbor Rd.**

**For ages 12 and above, SFUSD families are priority
but all are welcome, Both Pfizer and J & J vaccines
will be available, Walk in to get vaccine -
no appointment required, No documentation required.**

IN THE COMMUNITY



WHO: City & County of San Francisco

WHAT: COVID Vaccines

WHERE: **The SF Market in the Bayview, 901 Rankin Street**

WHEN: By appointment only, see link below to register.

CONTACT: <https://sf.gov/location/sf-market-bayview-covid-19-vaccine-site>

NOTES: People who are eligible are 12 years and older, who live, work, or learn in SF. You do not need insurance to book an appointment.

WHO: Bayview Child Health Center

WHAT: COVID-19 Vaccine Distribution - No appointment needed!

WHERE: **Bayview Child Health Center, 3450 3rd Street, Bldg. 2**

WHEN: Monday & Tuesday: 2nd dose: 8:30am-10:30am, 1st dose: 10am-11:30am | Wednesday & Thursday: 2nd dose: 1:30pm-3:30pm, 2nd dose: 3pm-4:30pm

CONTACT: 415-890-2409

NOTES: Garage walk-ins available for those that live in 94124 or Hope SF and are: 65 years or older, 18-64 years of age with high-risk conditions, emergency services (MUNI, postal service), healthcare workers, agriculture & food workers, education & child care workers.

WHO: Southeast Health Center

WHAT: Drop-In COVID-19 Vaccines

WHERE: **Southeast Health Center, 2401 Keith Street**

WHEN: 9am-4pm Daily

CONTACT: <https://sfhealthnetwork.org/covid-19-vaccine/>

NOTES: Appointments open to: SF Health Network patients. Drop-ins open to: SF Health Network patients, Residents living the following zip codes: 94124, 94134, 94107, 94110, 94112, 94102, 94103, and 94130, All SF residents age 65 and older, Eligible people with Healthy SF insurance, In-home support service providers, Eligible residents citywide without insurance, If you are under 18, you should get permission from a parent or guardian to be vaccinated. Consent can be provided in-person or over the phone. If a parent or guidance cannot be reached, you can still get a vaccine.

WHO: Rafiki Coalition

WHAT: COVID Vaccinations

WHERE: **1800 Oakdale Avenue**

WHEN: Monday, Friday & Saturday 9am-4pm by appointment

CONTACT/NOTES: For appointment links, please contact Rafiki Program Manager Ebon Glenn at eglenn@rafikicoalition.org or 415-654-0491. We speak Cantonese, English & Spanish. Drop-ins accepted daily 9:30 am to 3 pm. You must live, work, or receive services in 94124 or 94134.

IN THE COMMUNITY



BMAGIC has developed an inclusive directory of services provided in Bayview Hunters Point for children, youth, and families. You can use [this link](#) and sort by area of service to view organizations who perform this type of work, their contact information, and a brief description of their offerings. We provide a free paperback edition of the resource guide which we disperse throughout the City and make available upon request to community@bayviewmagic.org.

IN THE COMMUNITY



The Bayview Hunters Point YMCA has provided essential services to the District 10 community since 1996. Our programs include community health services, housing stabilization, workforce development, academic support for youth, and health and wellness programs that address the historic health disparities in the district.

At our location at 1601 Lane Street we offer a weekly food pantry, diaper bank, youth sports, gym facilities, community building events, men's and women's groups and more.

We also run programs at KIPP Bayview, MLK Middle School, Burton High School and three HOPE SF sites (Alice Griffith, Hunters View and Sunnydale.)

For more information, visit ymcasf.org/Bayview, follow us on [facebook](#)/[Instagram](#) at Bayview YMCA

IN THE COMMUNITY

SAN FRANCISCO POLICE DEPARTMENT PATCH TOY DRIVE FUNDRAISER



**Patches are for
collecting only
and NOT to be
worn with uniform*

\$10

Patches will be delivered to each station

**For more information contact:
Mary Conde @ 415.819.9947
PayPal: mary@anotherplanetent.com
Venmo: mary-conde**

All proceeds are for the S.F.P.D toy drive

SFPD PARTNERS – N.E.R.T.

SFPD NERT



SAN FRANCISCO NEIGHBORHOOD EMERGENCY RESPONSE TEAM

The San Francisco Neighborhood Emergency Response Team (NERT) is free training from the San Francisco Fire Department in how to help yourself and your neighbors prepare for and respond to a disaster by working together. The 20-hour training includes personal preparedness, light search and rescue, disaster medicine, shutting off your utilities, and how to participate as a member of a neighborhood response team. NERT also offers continuing training for graduates, and activities that support building robust neighborhood teams.

For more information, visit the NERT website at

<http://sf-fire.org/NEIGHBORHOOD-EMERGENCY-RESPONSE-TEAM-NERT>

or contact Captain Erica Arteseros at 415-970-2022 or sffdnext@sfgov.org.

SFPD PARTNERS – A.L.E.R.T.

SAN FRANCISCO POLICE DEPARTMENT



Auxiliary **L**aw **E**nforcement **R**esponse **T**eam

A.L.E.R.T.



Are you someone who is interested in disaster preparedness and wants to help out your community while working hand in hand with Law Enforcement? If so, then the ALERT program is for you!



What is the ALERT Program?

The San Francisco Police Department Auxiliary Law Enforcement Response Team (ALERT) is a volunteer civilian disaster preparedness program. The ALERT program trains members of the public to assist Law Enforcement in various tasks after a major disaster, and in other identified non-disaster activities throughout the year.

Volunteers must be at least 16 years of age and must live, work, or attend school in San Francisco. ALERT volunteers must pass a basic DOJ/FBI background check and complete two 8-hour classes at the Police Academy to graduate. Active members must participate in one 4-hour drill in each calendar year to remain active but may also donate more time during various Station support and outreach activities throughout the year.

Day #1 Class

- Introduction to ALERT
- The Law
- Deployment Protocols
- Traffic Control
- Radio Communications

Day #2 Class

- Conflict Resolution
- Medical Assistance
- Missing Person Search
- Patrolling & Site Protection
- Graduation

2020 NEW VOLUNTEER CLASS SCHEDULE

SATURDAY 03/21 from 8 AM – 5 PM

SATURDAY 05/30 & 06/06* from 8 AM – 5 PM

SATURDAY 09/26 & 10/03* from 8 AM – 5 PM

*Day #2 class must be completed within 12 months of Day #1

How To Join ALERT

Contact **Lt. Marina Chacon** (SFPD Retired)

ALERT Program Coordinator

Phone: **415-558-5545**

E-mail: **sfpdalert@sfgov.org**



Web: www.sf-police.org/alert

Facebook: www.facebook.com/sfpdalert

SFPD PARTNERS – SFPAL



San Francisco Police
Activities League



LAW ENFORCEMENT CADETS

- Gain leadership and career skills
- Character development
- Community Service
- Internship at SFPD stations/Bureaus

4-Week summer training

Minimum qualifications:

- 14 - 20 years old
- Reside or attend school in San Francisco
- Enrolled in high school/college
- Have and maintain a 2.0 GPA
- Pass SFPD criminal history background check

Would you like to learn more about the
program or SFPAL?

Please visit our website @sfpal.org or contact
our office (415) 401-4666



SFPD PARTNERS – SFPAL

San Francisco Police Activities League



We offer the following programs to SF youth:

- Fishing
- Flag Football
- SFPAL 49ers Football & Cheer
- Jiu-jitsu
- CrossFit
- Law Enforcement Cadets
- Virtual Chess
- Virtual Art

Building Community through Youth Sports and Healthy Activities



For More information or registration visit our website @ sfpal.org



SFPAL
PO Box 31114
San Francisco, CA 94131

Community Feedback

The SFPD wants to hear from YOU

We are committed to excellence in law enforcement and are dedicated to the people, traditions and diversity of our City. Our mission is to provide service with understanding, response with compassion, performance with integrity and law enforcement with vision.

We welcome your comments. Let us know how we're doing, what we could be doing better and your thoughts on how your police department can work more closely with the community we proudly serve.

Visit us at [sanfranciscopolice.org/feedback](https://www.sanfranciscopolice.org/feedback).

Your feedback will help SFPD better serve our City. Comments will be reviewed by our Community Engagement Unit and forwarded to the relevant unit, department office or neighborhood station for review and follow up, if appropriate. <https://www.sanfranciscopolice.org/community/community-surveys>

If this is an emergency, please call 911. For non-emergencies, call 415-553-0123. You may also visit <http://sanfranciscopolice.org/police-commendation-complaint> for more information on providing input on SFPD policies and practices.

Help SFPD solve homicide cold cases

<https://www.sanfranciscopolice.org/stay-safe/ongoing-investigations/homicides-and-cold-cases>

Other SFPD tip line

[Narcotics Tip Line | San Francisco Police Department](#)

Narcotics Tip Line 1-800-272-2548



Community Feedback

Community Surveys

The San Francisco Police Department is committed to excellence in law enforcement and is dedicated to the people, traditions and diversity of our City. Our mission is to provide service with understanding, response with compassion, performance with integrity and law enforcement with vision.

As part of our ongoing outreach to engage with the community and measure our success, the Department has created a community survey link to obtain valuable community feedback for our community events and programs, which will assist the Department in the development of our strategies to meet the needs of the community. If you have recently attended or participated in an event or program hosted by the Department (such as Coffee with a Cop, National Night Out, ALERT program, Youth Summer program, Community Academy or Town Hall Meeting), and have feedback regarding the event or program you attended, please take some time to fill out our community survey.

The Department has also developed a Foot Beat/Bike Patrol survey to gather valuable community feedback on the effectiveness of the Foot Beat/Bicycle Patrol, as it relates to community policing and crime strategies and an Implicit Bias survey to measure progress in the Department's commitment to impartial policing and procedural justice. Please take the time to fill out the Foot Beat/Bicycle and Implicit Bias surveys. If you have already filled out a survey, thank you! Your response will help SFPD better serve our City and continue to support our community through Safety with Respect.

Community Events Survey

If you recently attended or participated in an event or program hosted by the Department such as Coffee with a Cop, National Night Out, or ALERT program, please take some time to fill out our community events survey.

Foot & Bike Patrol Survey

If you interacted with foot beat or bike patrol officers, please take some time to fill out our foot and bike patrol survey. Your response will help SFPD determine community policing and crime strategies.

Implicit Bias Survey

If you recently interacted with our officers, please take some time to fill out our implicit bias survey which will measure progress in the Department's commitment to impartial policing and procedural justice.

[TAKE OUR COMMUNITY EVENTS SURVEY](#)

[TAKE OUR FOOT & BIKE PATROL SURVEY](#)

[TAKE OUR IMPLICIT BIAS SURVEY](#)

CPAB— Project Updates

(provided monthly - 2nd week)

October 2021

Community Police Advisory Board (CPAB) “CPABs” are community-oriented police advisory boards for each police district.

Each CPAB, led by the District Captain for that police district, is comprised of approximately 10 to 15 committed volunteer community members and a representative from the Community Engagement Division of the SFPD. District Captains may choose more members if they wish to accomplish specific tasks. Each district’s Board members live and/or work in the communities within that district, where a community may be either a neighborhood with specific needs or a specific demographic. Each member thus represents the diversity of their community. In addition to the district CPABs, there will also be a City-wide CPAB Steering Committee facilitated by SF Safety Awareness For Everyone (SAFE). Two representatives from each Community Police Advisory Board shall be selected to participate in this Committee, with the purpose of sharing information across districts.

Bayview’s CPAB held their monthly meeting on October 7, 2021. Time was spent discussing plans for possibly having each member be an ambassador in the area they work or live in.

Department Vision and Values



Bias-Free Policing



Everyone deserves to be treated fairly.

SFPD officers undergo Implicit Bias & Procedural Justice training. Our goal is ensure fair, impartial community policing.

We're dedicated to providing *Safety With Respect for All.*

Learn about our ongoing efforts to eliminate bias and increase accountability at [sanfranciscopolice.org/bias-free](https://www.sanfranciscopolice.org/bias-free).

A guiding principle of the San Francisco Police Department is its commitment to treating all people with dignity, fairness, and respect. It is crucial for our members to carry out their duties in a manner free from bias and eliminate any perception of policing that appears biased. Biased policing is unsafe, unjust, and ineffective. It also alienates the public, fosters distrust of police, and undermines legitimate law enforcement efforts.

The SFPD is dedicated to ensuring our officers and professional staff provide unbiased, quality service to the diverse communities we work for.

Our goal is to provide fair and positive interactions between San Francisco officers and the people we are proud to serve.

<https://www.sanfranciscopolice.org/your-sfpd/policies/bias-free-policing>



無偏見警務



每個人都應該得到公平的對待。

SFPD 官員接受不偏不倚的程序及正義培訓。我們的目標是確保公平公正的警務。

我們致力提供所有安全及尊重。

想了解更多地消除偏見並增加問責制，請上網到我們的網站 [sanfranciscopolice.org/bias-free](https://www.sanfranciscopolice.org/bias-free)。



Policía sin Sesgos



Todos merecemos ser tratados con justicia.

Los oficiales de SFPD se someten a entrenamiento de imparcialidad y justicia procesal. Nuestro objetivo es garantizar policía comunitaria justa y imparcial.

Estamos dedicados a brindar seguridad con respeto para todos.

Conozca nuestros esfuerzos para eliminar el sesgo y elevar la responsabilidad en: [sanfranciscopolice.org/bias-free](https://www.sanfranciscopolice.org/bias-free).

Department Vision and Values



San Francisco Police Chief Greg Suhr today launched a “Not On My Watch” (NOMW) campaign aimed at rooting out potential bigotry and intolerance among San Francisco police officers by promoting diversity in recruitment, bias training, community involvement and a first-of-its-kind pledge that department officers have been making.

The campaign includes a website, www.NotOnMyWatchSFPD.org, to help demonstrate how the department is working proactively to reduce bias among officers and in the community with a range of programs and initiatives. In launching the campaign, SFPD released a video of community members and police officers discussing the importance of the Not On My Watch pledge, which is just one of several NOMW initiatives.

San Francisco police officers are voluntarily taking the Not On My Watch pledge.

The Not On My Watch pledge states: I, [Full Name], pledge to serve the people of San Francisco faithfully and honestly without prejudice.

I will not tolerate hate or bigotry in our community or from my fellow officers.

I will confront intolerance and report any such conduct without question or pause.

I will maintain the integrity of the San Francisco Police Department and safeguard the trust of the people of San Francisco.

I will treat members of the community as I would hope to be treated myself.

I will pursue justice with compassion and respect the dignity of others.

For those who would suggest there is any place for the stain of intolerance, I pledge, Not on My Watch.

[SFPD Chief Greg Suhr discusses Not On My Watch campaign](#) from [San Francisco Police](#) on [Vimeo](#).

“We are about more than just policing,” said Chief Suhr. “We are working every day to reflect the diverse and multi-faceted communities we are privileged to serve. The stain of intolerance is not acceptable in San Francisco. I call on police departments across the country to join us in taking this stand and commit to the Not On My Watch pledge.”

SFPD has undertaken several additional initiatives to combat discrimination within the department. All San Francisco Police Academy recruits are now required to participate in implicit-bias training, and all officers will receive implicit-bias training and procedural justice training by the end of the year. Chief Suhr has established an African American Community Advisory Forum to open and enhance channels of communication and improve the department’s practices. SFPD is also aggressively recruiting police officers from a variety of cultural backgrounds to ensure that the department is a diverse organization that reflects the city’s demographic makeup. “The Police Department must look like San Francisco,” said Chief Suhr.

For more information on the Not on My Watch initiative, please visit www.NotOnMyWatchSFPD.org.

Department Vision and Values

NOW'S THE TIME

JOIN THE SFPD
GO TO SFPDCAREERS.COM



Join the SFPD – and be part of San Francisco's finest!

San Francisco is a world-class city with a world-class police force. From Fisherman's Wharf to Golden Gate Park and from Nob Hill to the Tenderloin, whether we're on foot patrol, horseback, or in squad cars, investigating felonies, responding to emergencies or leading classes on public safety, we're working with you to help keep our community safe.

"The San Francisco Police Department offers qualified men and women the opportunity to make a positive difference in our citizens' daily lives. I encourage you to apply today to see how you can become one of San Francisco's finest."

– Chief William Scott

Applying is easy!

We are accepting Entry Level (Q-2) Police Officer applications. To apply please follow the 2-step process:

1. Apply with the City and County of San Francisco at www.jobaps.com/sf (Entry Level (Q-2) Police Officer)
2. Go to www.nationaltestingnetwork.com, choose law enforcement and register to take the San Francisco Police Department's Written Examination*.

*As part of this process, you will need to establish an account with NTN. A fee is required to take the written examination. Candidates with demonstrated financial hardship may submit a request to have the fee waived prior to test registration. See "Candidate FAQ #27" on the NTN website (<https://nationaltestingnetwork.com/publicsafetyjobs/faqs.cfm>) to learn more on how to apply for a fee waiver.

Have Questions? Contact the San Francisco Police Department Recruitment Unit

1245 3rd Street, 5th Floor, San Francisco, CA 94158
Phone: 415-837-7270
Fax: 415-575-6095

 joinsfpd@sfgov.org

   @SFPDRecruitment

The San Francisco Police Department values diversity in its workforce, and is committed to fair and equal treatment of all applicants for employment. Discrimination on the basis of sex, race, religion, color, national origin, ancestry, disability, medical condition, marital status, sexual orientation, or other protected categories is prohibited and unlawful.

Contact Numbers and Email s

EMERGENCY	911
Non-Emergency	415-553-0123
Cell Phone 911 (MUST know your location)	415-553-8090
Anonymous Tip-Line	415-575-4444
Text a Tip	847411 (Tip 411)
Bayview Station	415-671-2300 sfpdbayviewstation@sfgov.org
Bayview Website	<u>SFPD Bayview Station Website</u>
Captain David Maron	415-671-2300 david.s.maron@sfgov.org
Bayview Events	415-671-2313 Officer Ramirez BayviewStation.PermitOfficer@sfgov.org
Bayview Permits / Code Enforcement	415-671-2313 Officer Ramirez BayviewStation.PermitOfficer@sfgov.org
SF Homeless Outreach: HSOC	311 / www.sf311.org
Graffiti Abatement	415-850-6951
SF Services Center	311 / www.sf311.org
Department of Parking & Traffic	415-553-1943
Department Public Works	311
SF S.A.F.E.	415-553-1984
Deputy District Attorney	628-652-4100
Deputy City Attorney	415-554-4700
D9 Supervisor Hilary Ronen	415-554-5144
D10 Supervisor Shamann Walton	415-554-7670