



San Francisco Police Department

# Ingleside Station Newsletter



## Inside this issue:

Captain's Message	1-4
Notable Arrest & District Incidents	5-12
Press Releases / Event Flyers and Misc Info	13-53
Career Opportunities / Dept Info	54-61
Resource Information and contact phone numbers	62

## Captain Nicole Jones' Message

Thu June 24, 2021

Happy June, Ingleside Community! We are officially heading into summer. For many of us that means school is out, vacations are imminent, and... FIREWORKS. Fireworks have been the topic of many recent community concerns. Just to be clear, ALL fireworks (including those branded as "Safe and Sane") are illegal in San Francisco. SFPD is strongly urging our community members to keep themselves and their neighborhoods safe this year by refraining from the use of fireworks of any sort. That being said, despite our strongest discouragement, it is likely that there will be illegal, unsanctioned personal fireworks use to some extent. Therefore, I'd like to spend some time discussing how to report such incidents appropriately.


First and foremost, report illegal fireworks only if you see the person lighting them, can describe them, and can give an exact location or address. If the circumstances observed meet this threshold, please call 311 and provide the aforementioned information.

In regards to reporting noise from fireworks, please know that SFPD is aware of the noise generated by fireworks and how that impacts many in our communities. SFPD will be out in the field mitigating these complaints. If you feel it is necessary to call, complaints about noise should also be directed to 311.

During the holidays when fireworks are prevalent, namely the Fourth of July, SFPD receives a high volume of fireworks-related calls requiring our Dispatch to triage based on the severity of the call. Therefore, SFPD may not be able to respond to every fireworks-related call unless fires or injuries are involved. In these latter instances of fire and/or injury, please immediately call 911.

As always, please keep 911 available for people with police, fire, or medical emergencies.

Continued on Page 2:



Captain Nicole Jones  
Commanding Officer

**Next Community Meeting:**  
**Tues., July 20, 2021**  
**6:30 p.m. - 7:30 p.m.**  
**In-person and via Zoom**

Thank you for subscribing to our Newsletter!  
Please follow us at:  
[SFPD Ingleside Station](#)  
Twitter  
Facebook  
Instagram

**Crime Statistics and maps:**  
<https://www.sanfranciscopolice.org>

Please visit the [Ingleside Station](#) website at:  
[www.sanfranciscopolice.org/stations/ingleside-station](http://www.sanfranciscopolice.org/stations/ingleside-station)

## Captain's message continued:

The Captain's Tip of the Month for June 2021 is: WHEN YOU ARE DESCRIBING A VEHICLE INVOLVED IN ANY SORT OF CRIME, REMEMBER THE WORD "CLAMMY." We have a good variety of crimes that occur in the Ingleside District that involve vehicles. We also have many witnesses that observe such incidents and thankfully notify the police regarding their observations. A very astute community member suggested that it might be a good idea to discuss what we are looking for in vehicle descriptions when a crime is witnessed. Specific and accurate vehicle descriptions make a huge difference to police when responding to incidents. They truly do help us solve crimes. CLAMMY is a good prompt for what to try to commit to memory.

C = Color of the Vehicle.

L = License Plate Number (or whether the car may be missing a front and/or rear plate or have dealership or temporary paper plates).

A = Auto Type (the style of the vehicle such as a sedan, SUV, van, truck, etc.).

M = Make / Manufacturer (Ford, Honda, Toyota, Infiniti, etc.).

M = Model (Accord, Camry, Explorer, Tahoe, etc.).

Y = Year of Manufacture (give an estimate if you are unsure or try to discern whether the car is newer or older).

Another final key piece of information is whether the vehicle has any IDENTIFYING FEATURES such as damage (a dent, scratch, broken window, etc.), decals or bumper stickers, or heavily tinted windows.

Your assistance in describing vehicles as thoroughly and accurately as possible is greatly appreciated.

Continuing on from last month, I asked my seven year old, Finn, if he had any additional crime tips for the Ingleside Community. I'd like to call this "Finn for the Win." A direct quote from him: "You should lock your car doors cuz... duh." Also, "If you see someone breaking into your house, call Godzilla." I'd like to add that you should also call the police should Godzilla be unavailable.

On a final note, we wanted to share some helpful information from our "Park Smart" campaign to help prevent auto break-ins. Always remember to stop, check, and take all of your valuables with you!

P.S.A. 1: <https://vimeo.com/254616956>

P.S.A. 2: <https://vimeo.com/254954290>

Stay safe, everyone!



Please join SFPD Ingleside Station and SF SAFE for a

# VIRTUAL COMMUNITY MEETING WITH CAPTAIN JONES

**Tuesday, July 20, 2021**  
**6:30 P.M. via Zoom**

This month, SFPD Ingleside Station's Community Meeting is going hybrid! To join Captain Jones & SF SAFE online, please register via this link:

<http://bit.ly/InglesideCommMtgJuly2021>

In-person participants can go to the Ingleside Station, 1 Sgt. John V. Young Ln., San Francisco. Thanks and we hope to see you soon!

If you have any additional questions, please contact **SF SAFE** at [community@sfsafe.org](mailto:community@sfsafe.org) or email the station at [sfpdinglesidestation@sfgov.org](mailto:sfpdinglesidestation@sfgov.org).

[info@sfsafe.org](mailto:info@sfsafe.org) | [sfsafe.org](http://sfsafe.org) | [sanfranciscopolice.org](http://sanfranciscopolice.org)



## How to Join SFPD's Virtual Community Meetings

Participating in the SFPD's Community Meetings is one of the best ways San Francisco community members can engage in community policing, interact with local SFPD station leadership, and stay updated on crime trends and police activities.



### RSVP to [community@sfsafe.org](mailto:community@sfsafe.org)

Start off by RSVP-ing to any SFPD Virtual Community Meeting by emailing [community@sfsafe.org](mailto:community@sfsafe.org). Be sure to state which station you are attending or the date/time and captain's name (info included on flyer).



### Complete the Registration Form

After sending the email to RSVP, SF SAFE will send you a brief registration form requesting your name, email, phone number, and questions for the captain. When filling out the form, please be sure to answer them completely and correctly. If you don't have any questions, feel free to put "none" or "N/A" so the form will go through.



### Be Sure to Click "Submit"

Once the registration form is properly completed, click "**submit**" for the form to go through. A "*thank you for submitting the form*" page should appear so you know your registration was processed.



### Receive Zoom Link

A few days before the Community Meeting, you will receive the Zoom link for the meeting via email, as well as a separate email confirming that the Zoom link has been sent. Please check your junk/spam mail and other folders to ensure the Zoom link doesn't end up there.

If you have any questions related to registering for the SFPD Virtual Community Meetings, please contact SF SAFE at (415) 553-1984 or email us at [community@sfsafe.org](mailto:community@sfsafe.org)

## Notable Ingleside Arrests & Incidents

Although every arrest and incident occurring in the Ingleside District isn't mentioned in our weekly newsletter, our officers are out there every day, working to make the Ingleside District a safer place. In this section of our newsletter, we want to take time to highlight the excellent work being done by our officers. We want to bring attention to these incidents and extend some well-deserved appreciation to the officers involved in these notable incidents.

Thank you, and keep up the great work!

### **06-18-21 / 07:00 a.m. / Robbery Arrest on the 600 Block of Chenery St.**

Officers Bautista and Lewis were dispatched to a report of an armed robbery. Dispatch broadcasted a description of the suspects, their vehicle, and the firearm that one of the suspects was carrying. The victim informed the officers that she was seated inside her parked vehicle when two suspects exited their vehicle, approached the victim, stole her purse, returned to their vehicle, and drove away from the scene. A second victim, who witnessed the initial robbery, reported being approached by the same suspects and being robbed of his cell phone as he attempted to capture footage of the robbery. The officers were able to collect important evidence and multiple statements from victims and witnesses at the scene to help in the investigation.

With reports of additional armed robberies occurring soon after, including in the Mission District, numerous Ingleside officers helped in the search for the suspect vehicle and the armed suspects, who were now victimizing multiple citizens. Officers Mora, Lim, and Daggett soon located the suspect vehicle in the area of Market and 19<sup>th</sup> Sts., with at least two occupants visible inside the vehicle. Before the officers could attempt to stop the suspect vehicle, it fled at a high rate of speed, and was lost in the area. Officers Cortez and Acosta from Mission Station located the vehicle once again a short time later, and the vehicle fled again, but this time collided into a parked vehicle as the driver of the suspect vehicle attempted to elude capture.

Three subjects fled on foot from the suspect vehicle, but through the combined efforts of numerous Ingleside and Mission officers, all three individuals were located and taken into custody. As a result of a lengthy investigation involving the multiple suspects and robberies, the detained subjects were positively identified as the suspects in these incidents. The officers determined that the suspects were in possession of a stolen vehicle to aid in their getaway during these robberies, and a firearm was recovered during the investigation as well. Ultimately, all three subjects were arrested and booked on multiple charges related to the multiple incidents, including robbery, conspiracy, possession of a stolen vehicle, and possession of a firearm. Report number 210379942.

## Incidents:

### Incident Date

**Monday, June 21<sup>st</sup>, 2021**

### Arrests:

**07:10 p.m. 5700 Block of Mission St.**

#### **Burglary**

Officers George and Ramirez responded to a report of a residential burglary. Dispatch informed the responding officers that the victim was following the suspect. Upon their arrival, Officers Siracusa and Quinlan located and detained the described suspect. The victim stated that he discovered damage to the basement door of his residence, and when he went into the basement to investigate, he observed an unknown subject sitting on a couch. The subject exited the basement and the resident followed him, until officers arrived to detain the subject. The subject was subsequently arrested for burglary. Report number 210388642.

### Serious Incidents:

**06:47 p.m. 5200 Block of Mission St.**

#### **Robbery**

Officers Ramirez and George were dispatched to a business to meet with a security guard who witnessed an attempted robbery. The security guard reported seeing a suspicious vehicle pull up next to another vehicle, and two subjects exit the first vehicle, armed with guns. The armed suspects pointed their guns at the victim vehicle and tried to open the vehicle doors. The suspects then reentered their vehicle and fled the scene, while the victim vehicle fled the scene as well. No victims have yet come forward, and this incident remains under investigation. Report number 210388539.

**10:25 p.m. Arnold & Crescent Ave.**

#### **Robbery**

Officers Kosta and Hidalgo were dispatched to investigate a robbery involving the use of a gun. The officers met with the victim, who had sustained an injury from the robbery, and received medical treatment at the scene. The victim stated that he was walking along the street when he was approached from behind and physically assaulted. The victim then observed an unknown subject standing over him, pointing a gun at him. The suspect robbed the victim of some of his personal belongings, and then walked away from the scene. Report number 210389060.

## Incidents:

### Incident Date

**Sunday, June 20<sup>th</sup>, 2021**

### Arrests:

**12:45 p.m. Unit Block of Bronte St.**

### Vandalism

Officers Suguitan and Hornstein responded to a report of someone vandalizing a vehicle. Dispatch informed the responding officers that citizens had detained the suspect responsible for the vandalism. The officers arrived on scene and learned that the suspect used a metal object to break out vehicle windows and also to break a mirror off the victim's vehicle for no apparent reason. The officers safely took the suspect into custody and arrested him for the vandalism to the vehicle. Report number 210385212.

### Serious Incidents:

**04:55 a.m. 200 Block of Monterey Blvd.**

### Burglary

Officers Garza and Mullins were dispatched to a residence to investigate a burglary. The victim advised the officers that he was awoken by his neighbor, who was ringing the doorbell. The neighbor informed the victim that his garage door was open. Upon checking his garage, the victim discovered that two bicycles were missing. Report number 210384656.

## Incidents:

### Incident Date

**Saturday, June 19<sup>th</sup>, 2021**

### Arrests:

There are no arrests to report.

### Serious Incidents:

#### **02:59 a.m. Visitacion Ave. & Mansell St.**

#### **Shots Fired**

Officers Jensen and Artiga were dispatched to a report of shots fired. The officers arrived on scene and located evidence that a firearm had been discharged at the scene. No victims, suspects, witnesses, or property damage were located. Report number 210382280.

#### **03:00 a.m. Visitacion Ave. & Sawyer St.**

#### **Shots Fired**

Following the earlier shots fired incident, Officers Jensen and Artiga were dispatched to another report of shots fired. The officers arrived on scene and located evidence at the scene, but no victims, suspects, or witnesses. The officers located two parked and unoccupied vehicles that were damaged by the gun fire. Report number 210382274.

#### **07:06 p.m. 100 Block of Dublin St.**

#### **Fire**

Officers Joseph, Green, and Villalobos were on patrol when they observed large plumes of smoke coming from a residence. The officers observed a neighbor attempting to extinguish the fire using a garden hose. San Francisco Fire Department personnel arrived on scene, extinguished the flames, and rescued two residents from the home. One resident was transported to a local hospital for injuries sustained during the fire. The cause of the fire is currently unknown, and the incident remains under investigation. Report number 210383921.



## Incidents:

### Incident Date

**Friday, June 18<sup>th</sup>, 2021**

### Arrests:

**12:07 p.m. Ocean & San Jose Aves.**

#### **Resisting Arrest**

Officers Suguitan and Hornstein responded to assist a parole agent from the California Department of Corrections in taking a wanted subject into custody. When the officers exited their patrol vehicle and started to approach the wanted subject, he took off running. The officers were able to catch up to the wanted subject, and after some initial resistance, the subject was taken into custody, arrested, and booked accordingly. Report number 210380397.

### Serious Incidents:

**11:00 a.m. Unit Block of San Gabriel Ave.**

#### **Burglary**

Officers Zandanel and Gonzalez were dispatched to a residence to investigate a burglary. The victim advised the officers that she returned home to find her front metal gate pried open, and her front door broken. The victim also discovered that several valuable items had been stolen from inside her residence. Report number 210382428.

**01:30 p.m. 200 Block of Concord St.**

#### **Burglary**

Officers Vargas and Flores were dispatched to a residence to investigate a burglary. The victims explained that they returned home to find their front gate and front door pried open. The victims determined that items had been stolen from inside their home. Report number 210381997.

**03:24 p.m. 100 Block of Raymond Ave.**

#### **Robbery**

Officer Zandanel responded to investigate a report of a robbery involving the use of a gun. The victim stated that while he was walking home, a vehicle passed him, and then stopped ahead of him. An unknown subject armed with a handgun exited the vehicle and robbed the victim of his wallet. The suspect then returned to his vehicle and fled the scene. Report number 210381016.

## Incidents:

### Incident Date

**Thursday, June 17<sup>th</sup>, 2021**

### Arrests:

**11:27 p.m. 1800 Block of Sunnydale Ave.**

#### **Warrant Arrest**

Officers Jensen and Starks were dispatched to a residence to investigate the call of two people involved in a verbal argument. Officers Fogarty and Zhao arrived on the scene and separated the involved parties. During the course of the investigation, one of the subjects was determined to have a warrant for their arrest. The subject was taken into custody without incident. Report number 210379550.

### Serious Incidents:

**05:30 a.m. 1600 Block of Burrows St.**

#### **Burglary**

Officers Cuenca and Cvetovac were dispatched to a report of a burglary in progress. An alert neighbor saw two subjects break the garage door window of a home across the street. The neighbor called the resident across the street to alert him. A few minutes later, the neighbor heard yelling coming from the same residence across the street and saw the same two subjects running from the home. The officers responded to the home in question and contacted the resident. The resident told officers that he was awoken by a phone call from his neighbor telling him that subjects were inside of his home. At about the same time as the phone call, the resident saw two shadows approaching from the hallway. The resident screamed out and scared the unknown subjects from his home. Report number 210377156.

## Incidents:

### Incident Date

**Wednesday, June 16<sup>th</sup>, 2021**

### Arrests:

There are no arrests to report.

### Serious Incidents:

#### **06:18 a.m. 300 Block of Joost Ave.**

#### **Burglary**

Officer Dedet was dispatched to a residence to investigate a hot prowl burglary. The victim reported that he received an alert from his security provider that there was movement outside of the garage area. When the resident went to investigate, he discovered a hole burned into the garage door window, and his bicycle missing. Report number 210374516.

#### **10:50 a.m. 200 Block of Chicago Way.**

#### **Burglary**

Officer Dedet was dispatched to a residence to investigate a possible home invasion burglary, with the suspects possibly still inside the residence. Multiple officers arrived on scene and set up a perimeter around the residence. A subsequent search of the home for the suspect yielded negative results. The victim reported hearing someone breaking into their residence, and upon going to investigate, multiple subjects were inside the home, with one of the subjects armed with a gun. The victim retreated to her room and another resident who was home at the time of the incident ran to the backyard and dialed 911 for help. Report number 210375031.

#### **11:51 p.m. 800 Block of Sunnydale Ave.**

#### **Shots Fired**

Officers Vargas and Flores were dispatched to a report of shots fired. The officers arrived on scene and located evidence indicating that a firearm had been fired at the scene. No victims, suspects, witnesses, or property damage were located. The officers processed the scene, and the incident remains under investigation. Report number 210376841.

## Incidents:

### Incident Date

**Tuesday, June 15<sup>th</sup>, 2021**

### Arrests:

There are no arrests to report.

### Serious Incidents:

#### **12:40 a.m. 200 Block of Brookdale Ave.**

#### **Shots Fired**

Officers Najarro and Buckner responded to a report of shots fired. Shortly after arriving on scene, the officers located evidence indicating that a firearm had been fired at the scene. The officers searched for victims, witnesses, and suspects, with negative results. The officers processed the scene, and the incident remains under investigation. Report number 210371487.

#### **05:15 a.m. 5200 Block of Diamond Heights Blvd.**

#### **Burglary**

Officers Yap and Chang were dispatched to a report of a residential burglary. The victim stated that he was sleeping in his bedroom when he heard noises coming from the living room. The victim went to check on the noises, saw his sliding door open, and then observed an unknown subject running across the lawn, away from the premises. The victim subsequently realized that his laptop had been stolen from inside his home. Report number 210374362.

## **Crime Prevention and Safety**

In reviewing our incident reports, we see opportunities to reach out to our community members and provide you with information related to crime prevention and safety tips.

We encourage you to take some time to look through the following pages, in hope that this information will help us all play a part in making our community safer, and prevent someone from being the victim of a crime.

We also encourage you to contact San Francisco Safe at 415-553-1984 or [www.sfsafe.org](http://www.sfsafe.org) for more crime prevention tips.

---



City and County of San Francisco  
**POLICE DEPARTMENT**  
**MEDIA RELATIONS UNIT**  
1245 3<sup>RD</sup> Street, 6<sup>TH</sup> Floor  
San Francisco, California 94158



## NEWS RELEASE

June 21, 2021  
21-119

### **San Francisco Police Seeking Public's Assistance in Locating Hit and Run Vehicle**

On June 21, 2021, at approximately 5:00 p.m., a vehicle struck a pedestrian at Beach and Columbus Streets in San Francisco. The driver of the vehicle failed to stop and fled the scene. The pedestrian, an adult female, was transported to a local hospital with life threatening injuries.

The SFPD Traffic Collision Investigation Unit (TCIU) is investigating.

The vehicle, a white Infinity SUV with California license plate 7MJJ084 is also believed to have been involved in auto burglaries in the Fisherman's Wharf area prior to the hit and run incident. A photo of the suspect vehicle accompanies this new release.

Anyone who sees the vehicle should call 9-1-1 and provide dispatchers with the vehicle's location and direction of travel.

Anyone with information regarding this investigation should call the SFPD Tip Line at 1-415-575-4444 or Text a Tip to TIP411 and begin the text message with SFPD.

###

#### **About the San Francisco Police Department:**


The San Francisco Police Department stands for safety with respect for all. Hailed by the New York Times as a major city department "where police reform has worked," SFPD continues to break ground with its voluntary Collaborative Reform Initiative and its work on Mayor London Breed's ambitious Roadmap for Police Reforms. Since 2018, the department has worked in partnership with the California Department of Justice to implement 272 recommendations that aspire to make SFPD a national model of 21st Century policing. Follow our progress at <https://sanfranciscopolice.org/reform>.

Tel. 1-415-837-7395

Fax 1-415-837-7249

E-mail: [sfpdmediarelations@sfgov.org](mailto:sfpdmediarelations@sfgov.org)

 [twitter.com/sfpd](https://twitter.com/sfpd)

 [facebook.com/sfpd](https://facebook.com/sfpd)

 [sanfranciscopolice.org](https://sanfranciscopolice.org)





City and County of San Francisco  
**POLICE DEPARTMENT**  
**MEDIA RELATIONS UNIT**  
1245 3<sup>RD</sup> Street, 6<sup>TH</sup> Floor  
San Francisco, California 94158



## NEWS RELEASE

June 18, 2021  
21-118

### **SFPD Robbery Investigators Arrest Driver in Strongarm Robbery of Delivery Driver**

On Thursday, June 3, 2021, at approximately 1:55 p.m., San Francisco Police officers from Northern Police Station responded to the unit block of Gough Street for a report of a robbery. Officers met with the 40-year-old victim who identified himself as a parcel delivery driver. The victim said he had just loaded his cart with boxes for delivery when an unknown male suspect took one of the boxes. The victim confronted the suspect who punched the victim and a struggle ensued over the package. The victim was stuck by a tan Toyota SUV, driven by a second suspect. The first suspect got into the Toyota and the two sped away. The victim was able to retrieve the package. The victim was transported to a local hospital with non-life-threatening injuries.

SFPD Robbery Detail investigators assumed the investigation. A crime alert bulletin was issued, and the Toyota was entered into a law enforcement database as a wanted robbery suspect vehicle.

On the morning of June 17, 2021, an officer from the California State University, San Francisco Police Department located the Toyota on the 200 block of Buckingham Way and detained a subject associated with the car. SFPD Robbery Investigators responded to the scene. Investigators determined that the license plate affixed to the Toyota did not match vehicle registration records and found numerous stolen license plates in the vehicle. Based upon their investigation, SFPD Investigators identified 27-year-old Daly City resident Sean Doherty as the driver of the suspect vehicle in the June 3<sup>rd</sup> incident. Doherty was placed under arrest and was later booked into the San Francisco County Jail for robbery (211 PC 2<sup>nd</sup> Degree), conspiracy (182(a)(1) PC), and hit and run with injury (20001 VC).

Continued:

Tel. 1-415-837-7395

Fax 1-415-837-7249

E-mail: [sfpdmediarelations@sfgov.org](mailto:sfpdmediarelations@sfgov.org)

 [twitter.com/sfpd](https://twitter.com/sfpd)

 [facebook.com/sfpd](https://facebook.com/sfpd)

 [sanfranciscopolice.org](https://sanfranciscopolice.org)





City and County of San Francisco  
**POLICE DEPARTMENT**  
**MEDIA RELATIONS UNIT**  
1245 3<sup>RD</sup> Street, 6<sup>TH</sup> Floor  
San Francisco, California 94158



## NEWS RELEASE

21-118  
Page 2 of 2

Investigators have identified the second suspect in the robbery and are actively searching for him.

While an arrest has been made, this remains an active investigation by the SFPD Robbery Detail. Anyone with information is asked to call the SFPD 24-hour Tip Line at 1-415-575-4444 or Text a Tip to TIP411 and begin the text message with SFPD. You may remain anonymous.

###

### **About the San Francisco Police Department:**

The San Francisco Police Department stands for safety with respect for all. Hailed by the New York Times as a major city department “where police reform has worked,” SFPD continues to break ground with its voluntary Collaborative Reform Initiative and its work on Mayor London Breed’s ambitious Roadmap for Police Reforms. Since 2018, the department has worked in partnership with the California Department of Justice to implement 272 recommendations that aspire to make SFPD a national model of 21st Century policing. Follow our progress at <https://sanfranciscopolice.org/reform>.

Tel. 1-415-837-7395

Fax 1-415-837-7249

E-mail: [sfpdmediarelations@sfgov.org](mailto:sfpdmediarelations@sfgov.org)

 [twitter.com/sfpd](https://twitter.com/sfpd)

 [facebook.com/sfpd](https://facebook.com/sfpd)

 [sanfranciscopolice.org](https://sanfranciscopolice.org)

## *Ingleside Officers of the Month / June 2021*

Ingleside Station's Lieutenant Reilly would like to introduce our readers to our Ingleside Officers of the Month for June, Officer Edgar Parker and Officer Gilbert Wong, who work as partners on the Ingleside Midnight Shift. Despite having the seniority to work a different shift, Officers Wong and Parker elect to work the midnight shift. Officers Wong and Parker have worked as partners for three years. When asked how they came to work together as partners, they both politely laughed and explained that they have a lot in common, and just really work well together.

Officer Parker has been an officer in the San Francisco Police Department for seven years. Prior to becoming an officer, he was a collegiate volleyball coach at Skyline College, City College, and San Francisco State University. In addition to working on patrol, Officer Parker has been a Field Training Officer (F.T.O.) for three years. As an F.T.O., Officer Parker enjoys teaching new officers and guiding them through the field training process.

Officer Wong has been an officer in the San Francisco Police Department for eight years. Officer Wong is also a Technical Sergeant in the Air Force Reserve. Officer Wong has been enlisted for the last fifteen years, and he just committed to what he says will be his last 5 years in the Reserve.

Supervisors and fellow officers alike will attest to Officers Wong and Parker being experienced and self-motivated individuals who lead by example and who are also the "go-to" officers for mentorship of other officers. Officers Wong and Parker have the demeanor and competence to complete any task given to them. Whether meeting the demands of a critical incident, or interacting with members of the community, Officers Parker and Wong are exemplary representatives of the SFPD and Ingleside Station, and it's a privilege to work with them.

## *Ingleside Citizen of the Month / June 2021*

The Citizen of the Month for June is Barb Cornejo. For the past seven years, Barb has been the lead pastor of "Daring Faith Celebration Centre," the church located at 355 Ocean Ave. She moved from the Midwest and has made the Ingleside/Mission Terrace her home for the past thirty-five years.

While serving as pastor, Barb has led the church in numerous ways to support the community, neighboring schools, and businesses with resources, donations, and volunteers. Some key events include partnering with the Red Cross to provide emergency services for a neighborhood fire, and working with the SF Neighborhood Empowerment Network to host the Resilient Cayuga Shake Tank event. This event organized roughly fifty local stakeholder organizations to provide training to implement disaster response plans. She also worked with the members of Ingleside Police Station to host the Faith and Blue 2020 event, which is an initiative to build bridges and strengthen connections between law enforcement professionals and the communities they serve.

## Definition of Community Policing

Community policing, or community-oriented policing, is a strategy of policing that focuses on police building ties and working closely with members of the communities.

- Homeless Outreach and Outreach to Drug Users: Ingleside Station officers coordinate with city agencies to provide outreach and assistance to rehabilitate those who are dependent on illegal drugs and outreach to homeless individuals to connect them with resources and support.
- Foot Patrols: Ingleside Station has foot beat officers assigned to the Geneva, Leland and Cortland corridors.
- Monthly Police Community Relations Meetings: Community Meetings are held continuously. Station personnel also attend meetings with merchant groups, business groups, development authorities and others. Concerns are voiced and addressed through problem solving.
- Email Updates: Ingleside Station sends out newsletter updates to residents in the District that alerts residents of crime trends, upcoming community events, crime prevention tips, and information on how to contact officers at the District Station.



## Definition of Suspicious Activity

Suspicious activity is any observed behavior that could indicate a crime-related incident has been committed, or about to be committed. Unusual items or situations: A vehicle is parked in an odd location, a package/luggage is unattended, a window/door is open that is usually closed, or other out-of-the-ordinary situations occur.

The following are some examples of Suspicious Activity that are “In progress” crimes, which demand an immediate call to 9-1-1:

- ◆ An individual peering into vehicles, to try, and locate any valuables left unattended.
- ◆ An individual trying door handles to vehicles, and/or residences to gain access to the vehicle and/ or residence.
- ◆ An individual checking front doors of residences to locate any unattended packages, or individuals following delivery trucks to see where the truck is dropping off packages.



**See something.  
Say something.**

## Crime Definition

**Robbery** – Robbery is the taking of property from another by using force or by using fear.

**Assault** – An assault is an unlawful attempt, coupled with the present ability, to commit a violent injury on another person.

**Battery - (Misdemeanor battery)** is any willful and unlawful touching of another.

**(Felony battery)** is the use of force or violence upon the person of another that causes serious bodily injury.

\***Assault** is when a person swings their arm and **battery** is when that arm makes contact with another person.

**Aggravated Assault** – Assault upon another person with a deadly weapon or instrument other than a firearm or by any means of force likely to produce great bodily injury.

**Burglary** – The intent upon entry into a property to commit grand theft, petty theft, or any felony.

**Grand Theft** – Grand theft is theft committed when the value of the money, labor, or property taken exceeds \$950.

**Petty Theft** – Theft where the value of the property taken is less than \$950.

# Ingleside Weekly Part 1 Crimes

## June 15 to June 21

REPORT TYPE	Crime Category	This Week
PART 1 VIOLENT CRIMES	HOMICIDE	0
	RAPE	0
	ROBBERY	5
	ASSAULT	2
	HUMAN TRAFFICKING – SEX ACT	0
	HUMAN TRAFFICKING – INV SERV	0
<b>PART 1 VIOLENT CRIMES Total</b>		<b>7</b>
PART 1 PROPERTY CRIMES	BURGLARY	15
	MOTOR VEHICLE THEFT	16
	ARSON	0
	LARCENY THEFT	20
<b>PART 1 PROPERTY CRIMES Total</b>		<b>51</b>
<b>PART 1 CRIMES TOTAL</b>		<b>58</b>





**ABOUT SFDA 關於地檢署**

The San Francisco District Attorney's Office strives to protect public safety in San Francisco by using innovative, evidence-based approaches to address the root causes of crime, support crime survivors, and prevent future offenses.

三藩市地檢署致力保護市民的公共安全，運用基於證據的創新方法來杜絕犯罪的根源，防止罪案發生，並提供資源援助服務給予受害者、幸存者及其家人。



**ABOUT VICTIM SERVICES 受害者服務部**

Victim Services of the San Francisco District Attorney's Office, strive to make the criminal justice system humane and accessible by providing support and assistance to victims and their families in the aftermath of a crime.

我們的使命：三藩市地區檢察官辦公室的受害者服務部努力令刑事司法制度更加人道和容易理解，以及在罪行發生後向受害者及其家屬提供支持和援助。



WHAT YOU NEED TO KNOW ABOUT

**HATE CRIME 仇恨犯罪**

SAN FRANCISCO DISTRICT ATTORNEY'S OFFICE 三藩市地檢署

**GENERAL INFORMATION 普通諮詢**

(628) 652-4000  
districtattorney@sfgov.org

**VICTIM SERVICES 受害者服務**

(628) 652-4100  
Victimservices@sfgov.org

**HATE CRIME HOTLINE 舉報仇恨犯罪熱線**

(628) 652-4311  
Available in Arabic, Chinese, Spanish, Tagalog  
[www.sfdistrictattorney.org](http://www.sfdistrictattorney.org)



**WHAT ACT IS A HATE CRIME? 什麼是仇恨犯罪?**

Any criminal act, all of it or only a part, committed *because of* your protected status. 任何針對你受保護身份而發生的罪行

(Cal. Penal Code 加州刑法 § 422.55)

**WHO IS PROTECTED? 誰受到保護?**

- Disabled 殘障人士**  
physical, mental, or combination  
軀體或心理殘障
- Gender 性別**  
female, male, transgender, non-binary, etc.  
女、男、變性人、非二元等。
- Nationality 國籍**  
country of origin (i.e. Chinese, Italian, etc.)  
祖國 (例如中國人、意大利人等)
- Race or Ethnicity 種族或族裔**  
Asian, African-American, Latina/o, etc.  
亞裔、非裔美國人、拉丁裔等
- Religion 宗教**  
Islam, Judaism, Christianity, Hinduism, Buddhism, etc.  
伊斯蘭教、猶太教、基督教、印度教、佛教等
- Sexual Orientation 性取向**  
Lesbian, Gay, Bi-sexual, Queer, etc.  
同性戀、雙性戀、酷兒等
- Associated with any of the above 與上述有任何關聯**



**IF YOU, OR SOMEONE YOU KNOW ARE A HATE CRIME VICTIM**

如果你或你認識的某個人是仇恨犯罪的受害者

- Contact police or dial 9-1-1 立即聯繫當地執法部門
- Detail what happened (when, where, what, why, who) What exactly was the hate language? Use same words. Write it down. 詳盡記錄發生經過，寫下事件上所出現過的仇視語言和詞語
- Detail suspect and witnesses- the who: Known (contact info?) or unknown. What did they look like (i.e. gender, race, height, clothes, identifying tattoos/piercings, etc.) 詳細記下疑犯和證人：是你認識的嗎？性別，種族，身高，衣服，刺青紋身和耳洞等
- Save evidence (photos, videos, writings, emails/letters, etc.) Take screenshots of texts or social media 保存證據 (照片、視頻、電子郵件/信件等) 短信或社交媒體等的屏幕截圖
- Provide best contact information or alternative contact info 提供最佳聯繫方式或替代方式
- Obtain a copy of the Emergency Protective Order (if issued) 如有的話，索取一份緊急保護令的副本
- Obtain Police Report / CAD Number for your records 索取警察報告或案件號碼作為記錄

# Aging and Disability Resource Centers of San Francisco



Aging and Disability Resource Center's (ADRCs) offer the general public free information and assistance on issues affecting older people and people with disabilities, regardless of income.

## INFORMATION AND REFERRAL SERVICES INCLUDE:

- Housing & Shelter
- Translation
- Benefits
- Transportation
- Food & Nutrition
- In-Home Care
- Health & Wellness
- LGBT Programs/Services
- Caregiver Assistance/Support
- Other community resources

**Masks and 6 ft. distancing are required upon entrance into any ADRC facility. Please refrain from visiting any ADRC site if experiencing any symptoms of COVID. Highly advised to call prior to going to any ADRC site, availability is contingent upon reduced office hours due to COVID. All ADRC sites are available for resources via phone and email.**

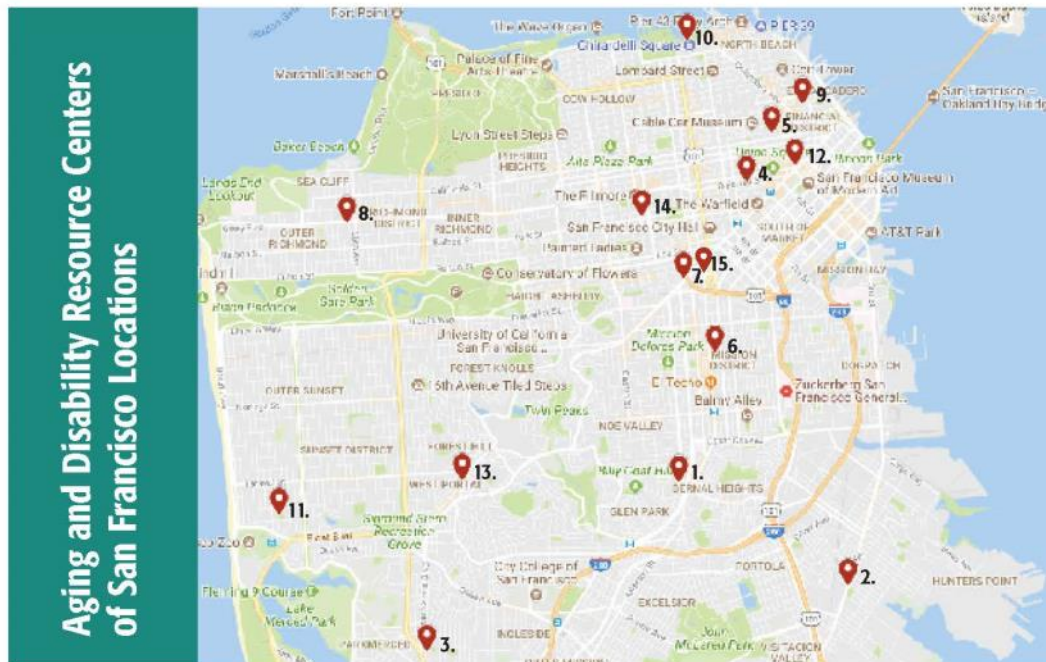
For more information, call or visit one of our sites (contact information and map listed on reverse) or contact the DAAS Benefits and Resources Hub at 415-355-6700.

**All numbers listed have English capacity.**



These programs are partially funded by the City and County of San Francisco's Department of Aging and Adult Services Benefits and Resources Hub.





1. **30th Street Senior Center:**  
**225 30th Street, 3rd Floor, San Francisco, 94131**  
Spanish 415.550.2221 | 415.550.2225
2. **Bayview Senior Connections:**  
**1753 Carroll Avenue, San Francisco, 94124**  
Chinese (M, W mornings) 415.647.5353 | Samoan 415.647.5353
3. **Catholic Charities–OMI Senior Center:**  
**65 Beverly Street, San Francisco, 94132**  
Chinese 415.334.5558
4. **Downtown San Francisco Senior Center:**  
**481 O'Farrell Street, San Francisco, 94102**  
Chinese 415.202.2983 | 415.202.2982
5. **Geen Mun Activity Center:**  
**777 Stockton Street, San Francisco, 94108**  
Chinese 415.438.9804
6. **Mission Neighborhood Centers:**  
**362 Capp Street, San Francisco, 94110**  
Spanish 415.653.5750
7. **Openhouse:**  
**65 Laguna Street, San Francisco, 94114**  
English only 415.347.8509
8. **Richmond Senior Center:**  
**6221 Geary Boulevard, 3rd Floor, San Francisco, 94121**  
Russian 415.404.2938 | Chinese 415.405.4672
9. **Self Help for the Elderly - Main Office:**  
**601 Jackson Street, Basement, San Francisco, 94133**  
Chinese 415.677.7585
10. **SFSC Aquatic Park Center:**  
**890 Beach Street, San Francisco, 94109**  
Chinese 415.202.2983 | 415.202.2982
11. **South Sunset Activity Center:**  
**2601 40th Avenue, San Francisco, 94116**  
Chinese 415.566.2845
12. **Toolworks - Main Office:**  
**25 Kearny Street, Suite 400, San Francisco, 94108**  
ASL 415.733.0990x613
13. **West Portal Clubhouse:**  
**280 Claremont Blvd, San Francisco, 94127**  
Chinese 628.502.0828
14. **Western Addition Senior Center:**  
**1390 1/2 Turk Street, San Francisco, 94115**  
Chinese (T, TH - 10am-3pm) 415.921.7805
15. **DAAS Benefits and Resources Hub**  
**2 Gough Street, San Francisco, 94103**  
Chinese, Spanish, Tagalog, Japanese, and Vietnamese 415.355.6700  
Additional languages available via Language Line

# Need Food Resources?

**Information and help for people needing food during the coronavirus outbreak.**

Are you sick, over 60, or have chronic health conditions? Stay home. Ask a family member, friend or neighbor to pick up supplies for you. If no one else is available, call 311 for help.



## What you can do:



### Call 311

For information about available resources and for help identifying the right options for your circumstances. Available 24/7.



### Visit [sf.gov/get-food-resources](https://sf.gov/get-food-resources)

Find information about pop-up food pantries, home-delivered or take-away meals, and other food resources for you or your family.



### Apply for CalFresh

CalFresh food benefits can help you pay for groceries at the store, farmers market, and even online. Apply today at [GetCalFresh.org](https://GetCalFresh.org).

For more resources and info, visit [sf.gov/get-food-resources](https://sf.gov/get-food-resources)



City & County of San Francisco  
Department of Public Health  
[sf.gov/Coronavirus](https://sf.gov/Coronavirus)



## 3 steps to help seniors get vaccinated

**San Franciscans ages 65 and older are eligible to get the COVID-19 vaccine.**

**Vaccines are free** to people who live or work in San Francisco.

**You do not need insurance** to book an appointment.

### 1 Find a list of vaccine sites at [sf.gov/GetVaccinated](https://sf.gov/GetVaccinated)

*If you have limited internet access, call the state hotline at (833) 422-4255 for help with booking at some sites.*

In addition to larger vaccine sites, there are many neighborhood locations which may change depending on need. All changes to vaccine sites are updated on the website so check back frequently.

Check each vaccine site to see if there are appointments available.

Supply is limited, and you may not be able to book an appointment right away. Keep checking back.

### 2 Book an appointment

Book an appointment online at [sf.gov/GetVaccinated](https://sf.gov/GetVaccinated)

If you are assisting someone to book an appointment you will need their information:

- Name
- Date of birth
- Address
- Insurance (only if they have it)

### 3 Check transportation options and accessibility for the vaccine site before you go

Muni and Paratransit are free for anyone traveling to and from COVID-19 vaccine appointments. SFMTA is also providing additional access to taxi service for those using the Essential Trip Card.

- Visit [sfmta.com/COVID#MuniService](https://sfmta.com/COVID#MuniService) for details.
- Visit [sfmta.com/Paratransit](https://sfmta.com/Paratransit) to learn more about Paratransit and the Essential Trip Card.

Most walk-thru sites have drop-off zones and are fully wheelchair accessible.

- If wheelchair assistance is needed, just ask on-site staff and a wheelchair will be brought out to you.
- Site ambassadors will gladly direct you once on site.



[sf.gov/GetVaccinated](https://sf.gov/GetVaccinated)



City & County of San Francisco



# Free Sunnydale COVID-19 Testing

Pruebas gratis para el COVID-19 en Sunnydale

免費 Sunnydale 新型冠狀病毒檢測

Libreng Pagsusuri ng COVID-19 sa Sunnydale

Every Tuesday • cada martes • 每星期二 • Aso Lua uma  
2:00 pm - 6:00 pm

Every Thursday • cada jueves • 每星期四 • Aso Tofi uma  
10:00 am - 2:00 pm

## 1652 Sunnydale Avenue



[sf.gov/GetTestedSF](https://sf.gov/GetTestedSF)

## FREE COVID-19 VACCINE AND TESTING

Vaccine supply remains low and you may be asked to return the next day if the site reaches capacity



### Vaccine requirements:

- Must live in 94134 zip code
- No insurance required
- Age 18 and older

\* Please be prepared to provide proof



### 免費新型冠狀病毒疫苗

疫苗有限，如果當天人數上限請  
下一天回來

疫苗符合條件

- 必須住在94134郵區
- 無需保險
- 18歲以上

\* 請準備提供證明

### Vacuna Gratuita Covid-19

La cantidad de vacunas sigue siendo escaso y es posible que se le pida vuelva al día siguiente si ya no hay vacunas disponibles para ese día

Requisitos de la vacuna:

- Debe vivir en el código postal 94134.
- No se requiere seguro medico
- 18 años o mayor

\* Por favor esté preparado para demostrar identificación



English

Español



MORE COVID-19 VACCINE  
INFORMATION at SF.GOV



中文

Filipino



## VACCINE AND TESTING LOCATIONS

1. FACES SF – 1099 Sunnydale Ave, SF CA 94134 - Register by 2:45pm  
Monday, Tuesday & Wednesday 9:30am – 3:30pm (Vaccine)  
FACES SF – 243 Rey Street (Rey St./Sunnydale Ave.), SF CA 94134  
Monday 10am – 2pm (Testing)

2. Sunnydale Community Wellness Center – 1652 Sunnydale Ave, SF CA 94134  
Wednesday 10am – 2pm (Vaccine)  
Tuesday 12pm – 3pm & Thursday 10am – 2pm (Testing)

3. SCDC – 2055 Sunnydale Ave., SF, 94134  
Wednesday 10am – 2pm (Drive Through Testing)

Testing:  
Registration  
upon arrival or  
scan QR code  
to pre-register





## Excelsior Neighborhood Vaccine Site

For residents and workers of the Excelsior and nearby neighborhoods, including the 94112 and 94132 zip codes.

**Vaccines are free and no insurance is required. Call for an appointment: (415) 562-8638.**

### WHEN

Beginning April 7th: Wed, Thur, and Sat 9:30 am to 3:30 PM & Fri 12 to 6 pm

### WHERE

20 Norton Street (parking lot)

### HOW

Appointments recommended; limited drop-in's available.

## Sitio de vacunación del vecindario Excelsior

Para los residentes y trabajadores de Excelsior y los vecindarios cercanos, incluidos los códigos postales 94112 y 94132.

**Las vacunas son gratuitas y no se requiere tener seguro médico. Para programar una cita llame al: (415) 562-8638.**

### CUÁNDO

A partir del 7 de abril: los días miércoles, jueves y sábado de 9:30 a.m. a 3:30 p.m. y los viernes de 12 p.m. a 6 p.m.

### DÓNDE

20 Norton Street (estacionamiento)

### CÓMO

Se recomienda programar una cita previa. Puede asistir sin cita pero la disponibilidad es limitada.





## Excelsior 區鄰社疫苗接種站

為居住及工作於 **Excelsior** 區和鄰近社區，包括郵政區號 **94112** 和 **94132** 的人士而設。

疫苗免費，無須健保。  
請致電預約：  
**(415) 562-8638**。

**時間** 由 4月7日起: 逢週三、週四和週六上午 9時30分至下午3時30分及週五中午12時至 下午6時開放

**地點** Norton 街 20 號 (停車場)

**安排接種疫苗** 建議事先預約，直接步入接種疫苗供應有限。

## Lugar ng Pagbabakuna ng Kapitbahayan ng Excelsior

Para sa mga residente at manggagawa ng Excelsior at kalapit na kapitbahayan, kabilang na ang 94112 at 94132 na mga zip code.

**Ang mga bakuna ay libre at walang insurance na kinakailangan.**  
**Tumawag para sa isang appointment:**  
**(415) 562-8638.**

**KAILAN** Simula Abril 7: Miyerkules, Huwebes, at Sabado 9:30 am hanggang 3:30 pm at Biyernes 12 hanggang 6 pm

**SAAN** 20 Norton Street (paradahan)

**PAANO** Inirerekomenda ang appointment; limitado ang mga drop-in.



為灣景、訪谷、米慎、Excelsior、田德隆、Potrero Hill及肖化區的居民提供免預約新冠肺炎疫苗接種服務。



**對象** 任何年滿16歲或以上居住於郵政區號 94124、94134、94112、94110、94107、94102、94103 及 94130 的民眾

**活動** 免費新冠肺炎 (COVID-19) 疫苗接種

**時間** 每日上午9時至下午3時

**地點** 東南健康中心  
Keith 街 2401 號

或 **ZSFG 三藩市總醫院**  
Potrero 大道 1001 號

**方式** 直接步入，無需預約或可致電 628-652-2700 安排預約時間。

\*\*任何年齡介乎16歲或17歲的疫苗接種人士，必須有家長或法定監護人陪同前往疫苗接種站。年齡16歲或17歲的人士應前往提供輝瑞 (Pfizer) 疫苗接種的ZSFG 三藩市總醫院。 \*\*

Drop-in ng mga bakuna sa COVID-19 para sa mga tao sa Bayview, Vis Valley, Mission, Excelsior, Tenderloin, Potrero Hill, at Portola na Kapitbahayan



**Sino** Lahat ng taong edad 16 at mas matanda na nakatira sa 94124, 94134, 94112, 94110, 94107, 94102, 94103, at 94130 na mga zip code

**Ano** Libreng bakuna sa COVID-19

**Kailan** Araw-araw, 9am hanggang 3pm

**Saan** **Southeast Health Center**  
2401 Keith Street

或 **Zuckerburg SF General Hospital**  
1001 Potrero Avenue

**Paano** Mag-drop-in, hindi kinakailangan ng appointment o tumawag sa 628-652-2700 upang magpa-iskedyul ng isang appointment.

\*\* Ang isang magulang/ligal na tagapag-alaga ay dapat na samahan ang sinumang edad 16 o 17 na kukuha ng bakuna sa mga lugar na ito. Ang mga taong 16 at 17 taong gulang ay dapat pumunta sa ZSFG Hospital kung saan ibinigay ang bakunang Pfizer. \*\*



San Francisco  
Health Network



City & County  
of San Francisco



# Stay safe, stay healthy

We can reduce the spread of coronavirus and save lives if we keep our distance and get help if we are feeling sick.

If you have a fever, cough, or are short of breath call:

**Tom Waddell Urgent Care Center**  
**415-713-1963**

or

**Zuckerberg San Francisco General Urgent Care**  
**628-206-8000**

## Keep yourself and others safe

- Always stay 6 feet apart at all times
- Wash your hands with soap and water for at least 20 seconds at public washing stations or pit stops
- If you sleep in a tent, please only have one person inside at a time
- Avoid groups of tents greater than five and always ensure at least 6 feet between tents
- Unless you are having a life threatening emergency do not go to the emergency room.
- Sneeze and cough into your elbow, not your hands
- Do not share belongings with others to prevent exposure

## Under the City's Public Health Order:

- Resource centers, access points will remain open
- Grocery stores, pharmacies, gas stations, and other supply stores will remain open
- Public transportation will continue to operate on a limited basis for those needing essential travel to get food or healthcare



City & County of San Francisco  
**Department of Public Health**  
[SF.gov/Coronavirus](https://www.sfdph.org/coronavirus)



# Get Tested SF

COVID-19 Testing Information

## New testing site near you!

### State of California Testing Site:

Any SF resident is eligible, appointment only

### City College Student Health Center

50 Frida Kahlo Way, HC-100

To schedule a test visit [lhi.care/covidtesting](https://lhi.care/covidtesting)  
or call 1-888-634-1123



# Get Tested SF

## Additional COVID-19 Testing Sites

### San Francisco is providing expanded COVID-19 testing for anyone who lives or works in the city.

All essential workers can get tested regardless of symptoms. For anyone else, you must have at least one of the COVID-19 symptoms, such as fever or cough, or had recent contact with someone with COVID-19.

- Testing is free at various sites throughout the City.
- You do not need a doctor's note to schedule a test or need medical insurance to get tested.
- Appointments are required and can be made online or by phone.
- Results are available in 1 to 3 days.

### Call 311 to schedule a test at one of the following sites if you are uninsured.

Will see those with recent, close contact with someone who is COVID19+, even without symptoms.

#### Castro Mission Testing Site

3850 17th Street | M-F: 8-5pm | S-S: 12-4pm

#### Maxine Hall Testing Site

1181 Golden Gate Avenue | M-F: 8-5pm

#### Southeast Health Center Testing Site

2401 Keith Street | M-F: 8-5pm

#### ZSFG Testing Site

1001 Potrero Avenue | M-F: 9-6pm

### Call 415-552-3870 to schedule

#### Mission Neighborhood Health Center

Shotwell Parking Lot | 240 Shotwell Street  
M-F: 8-5pm

### CityTestSF locations:

Drive-through and walk-through locations

- Pier 30/32
- SOMA at 7th and Brannan

To schedule a test at one of these locations, visit [sf.gov/citytestsf](https://sf.gov/citytestsf) or call 311



### Symptoms of COVID-19:

- Body aches
- Chills
- Cough
- Diarrhea or vomiting
- Fatigue
- Fever (100° F/37.8° C)
- Headache
- Loss of smell or taste
- Nasal congestion
- Runny nose
- Shortness of breath
- Sore throat

**Note:** A test detects if you have the virus at the time you take the test. It does not test for immunity or if you had the virus in the past. If your test is negative, you must remain cautious as you can still get infected.



[sf.gov/GetTestedSF](https://sf.gov/GetTestedSF)



City & County of San Francisco  
Department of Public Health

# A LIVING LIBRARY®

2 SESSIONS - **\$1500 STIPEND** FOR ONE SESSION

SESSION 1: JUNE 7 – JULY 16

SESSION 2: JULY 5 - AUGUST 13

HIGH SCHOOL TO AGE 24 YOUTH  
PLEASE JOIN US!

**MINIMUM REQUIREMENTS:**

- LIKE TO GET HANDS DIRTY & DO PHYSICAL ACTIVITIES OUT-OF-DOORS
- INTERESTED IN LEARNING MORE ABOUT THE ENVIRONMENT AND NATURE
- MUST BE WILLING TO WEAR A MASK AND KEEP A SOCIAL DISTANCE AT ALL TIMES DURING INTERNSHIP



## A.L.L. GREEN FUTURES PAID SUMMER INTERNSHIPS

### What You Will Be Doing:

Classes in English & Spanish

- Planting Trees & Smaller Plants
- Cultivating & Digging in Soil
- Learning About Healthy Soil & Compost
- Using Diverse Hand Tools
- Learning How To Prune Plants & Trees
- Watering & Weeding Around Plants
- Learning Names Of Plants & How To Identify Them
- Learning About Organic Gardening & Urban Agriculture
- Learning About California Native Plants
- Learning About Bugs, Insects, Pollinators & Integrated Pest
- Learning About Watersheds, Rain Gardens, Flood Mitigation
- Learning About Alternative Energy Systems
- Learning More About Science & The Environment
- Help Improve Your Neighborhood !!

For More Information: Call Or Email -- [info@alivinglibrary.org](mailto:info@alivinglibrary.org)/212-242-1700

**Apply Now!**

🌐 : <https://www.opps4allsf.org/>

Please indicate that you are Life Frames Inc. / A Living Library's applicant.

**A Program of Life Frames, Inc.**

# A LIVING LIBRARY®

## Food Production & Food Security: 8 Free Community Hands-On Gardening Sessions

Saturdays, May 15-August 28, 2021~ 2:00-5:30 PM

Register for Whole Course or Individual Sessions - Classes in English and Spanish !

Sessions Will Meet At OMI/Excelsior Living Library & Think Park In Lower Garden  
Between Denman MS & San Miguel EES On Oneida Off San Jose Avenue

To Register, Please Contact: [info@alivinglibrary.org](mailto:info@alivinglibrary.org)/For Questions, Please Call: 212-242-1700



**May 15**  
Sat

**Overview & Tour of Existing Themed Learning Zones of A.L.L. Sites.** Explanation of Tools Used & Different Work Needs Seasonally in each Themed Garden or Learning Zone. Introduction

to Food Security & Analysis of What Food We Can Start Growing & Why (Summer Agriculture Calendar).

**Jun 26**  
Sat

**CA Natives, Uses & Properties. How are CA Natives, Microorganisms & Insects beneficial for growing food?** Increase Production & Food Security. Watersheds, Sandy Soil, River Soil & Properties.

**Jul 17**  
Sat

**Integrated Methodologies for Pest Management.** Herbs & Flowers for Pollination. Companion Plants. Propagation of Companion Plants & Planting Sprouted Seeds in Beds.

**May 29**  
Sat

**Properties of Desirable Soil for Production & Food Security.** Composting Styles: Biochar, Worm Bin, Regular Compost. Weeding. Preparing

Summer Agricultural Calendar, Choosing Right Vegetables to Plant before Summer.

**Jul 31**  
Sat

**Living Soils. Types of Soils. Starting Harvesting Techniques.** Correct Planting Techniques. Including Seeds. Indigenous styles / Methodologies globally

**Jun 12**  
Sat

**General Pruning Concepts, Pruning Roses, Pruning Fruit Trees for Production & Food Security. The Rose as pest indicator.** Work in Orchard & Farm: Finish Cultivation & Preparation

of Soil to Start Planting. Why did we Choose the Vegetables that Grow Well in the Farm? What Companion Plants are we Choosing & Why.

**Aug 14**  
Sat

**Organic vs Chemicals. Preparation for Fall Planting Needs.** Seasonal Calendar.

**Aug 28**  
Sat

**Annuals vs. Perennials. Redwoods & Fruit Tree Orchards.** Fire Ecology, Fruit Tree Needs & Pruning. Carbon Sequestration.



Funded By  
Excelsior Community Collaborative  
Action Grant



## *Preventing “Keyless” Auto Break-ins & Thefts*

Nationwide, auto break-ins and auto thefts continue to be a common occurrence due to the opportunistic nature of the crime, the speed at which the incident can occur, and the potential for rewards. As motorists and passengers, we’ve all had to become proactive in preventing this type of crime by adopting basic measures, such as securing all vehicle doors and windows, keeping all valuables and other property out of view, not leaving a vehicle running and unattended, and using steering wheel locking devices, alarms, ignition locking devices, etc.

As vehicle technology has advanced (remote entry/unlocking/starting, keyless fobs, vehicle ignitions, etc.), so have the methods used by thieves to enter vehicles to take property, or the vehicle itself. Law enforcement agencies have seen a rise in “keyless” auto break-ins and auto thefts, involving the use of electronic devices designed for the purpose of defeating wireless unlocking technology. As these types of incidents become more common, we all need to do our part to help prevent these crimes.

How does it work? In short, auto thieves are using a variety of electronic devices to intercept radio signals transmitted through key fobs and remotes. These signals include “rolling codes” which change with each press of a button, and “fixed pin codes” commonly used in older technology, such as garage door openers. Many of these devices are small, easily concealable in a pocket, and can be used to exploit signals from key fobs and remotes in order to easily unlock vehicle doors, start the vehicle ignition, and open electronic garage doors, without damage or use of force. Of further concern, is the hacking of mobile apps that allow a driver to unlock car doors through the aid of their phone.

So, how can you best prevent keyless car theft? Here are some basic habits you can practice to keep from becoming a victim:

- After locking your doors remotely, check for alarm indicator lights to be illuminated, and check to see that your car doors are locked.
- Consider storing keys and key fobs that transmit wireless signals in a small signal-blocking protective pouch. These pouches are available online and in stores, and work like the protective pouches and wallets that store passports, credit cards, and other forms of indicia that utilize radio signal technology.
- Some key fobs can be turned off. Find out if yours can, and do so when you’re away from your vehicle, or at home.
- Use technology to your advantage! Tracking devices are available which can help to monitor activity with your vehicle, and track it if stolen. Also, update any software installed on your vehicle.
- Consider placing lighting and security cameras in front of your home which not only serve as a deterrent to home burglaries, but are also positioned so as to make your vehicle readily visible and less attractive to thieves.

Keep in mind that a thief’s first instinct is to get away as soon as they’ve committed a crime, so calling in as soon as you observe suspicious activity will provide officers with added valuable time to respond. This not only helps to prevent crime, but increases the likelihood of making an arrest, and making your neighborhood safer from criminal activity.

Stay vigilant, and safe!

## What is a Robbery

Robbery is the felonious taking of personal property in the possession of another, from his/her person or immediate presence, and against his will, accomplished by means of force or fear (section 211 California Penal Code.)

**212 pc** The **Fear** mentioned in Section 211 may be either:

1. The fear of an unlawful injury to the person or property of the person robbed, or of any relative of his or member of his family; or,
2. The fear of an immediate and unlawful injury to the person or property of anyone in the company of the person robbed at the time of the robbery.

**213 (a)** Robbery is punishable as follows:

(1) Robbery of the first degree is punishable as follows:

(A) If the defendant, voluntarily acting in concert with two or more other persons, commits the robbery within an inhabited dwelling house, a vessel as defined in Section 21 of the Harbors and Navigation Code, which is inhabited and designed for habitation, an inhabited floating home as defined in subdivision (d) of Section 18075.55 of the Health and Safety Code, a trailer coach as defined in the Vehicle Code, which is inhabited, or the inhabited portion of any other building, by imprisonment in the state prison for three, six, or nine years.

(B) In all cases other than that specified in subparagraph (A), by imprisonment in the state prison for three, four, or six years. (2) Robbery of the second degree is punishable by imprisonment in the state prison for two, three, or five years.

(b) Notwithstanding Section 664, attempted robbery in violation of paragraph (2) of subdivision (a) is punishable by imprisonment in the state prison.

Ingleside Station 2013  
1/16/2013



To file a Police Report  
or any Non-Emergency

Dial (415) 553-0123

In an Emergency  
Dial 911  
Multilingual Lines

Ingleside Police Station  
#1 Sgt John V. Young Lane  
San Francisco, CA 94112

Phone: (415) 404-4000  
Fax: (415) 404-4008  
inglesidepolicestation.com



# Don't be the NEXT



# VICTIM!

A Message From:  
Captain Nicole Jones  
Commanding Officer  
Ingleside Police Station

## Did You Know?

Robbers and thieves are targeting people that are on their iPhone or iPad as they exit the public transportation. Try to avoid displaying or using them in public. To maximize your personal safety, take time to plan and prepare at home to for your safety before leaving. Your worth it!

Here are a few tips you can follow to make yourself safer

- Digital music players and cell phones are a common target of thieves and robbers. Wearing headphones and ear buds greatly reduce your ability to hear and distracts you from potential dangers.
- Limit your valuables by carrying only what you need.
- When on the street, be ALERT and AWARE at all times. Keep "GOOD EYE" contact with the people around you.
- Walk with confidence and purpose. Most victims are targeted because they appear not to be paying attention to their surroundings.
- A handbag or book bag with a strap should not be worn across the body. It should be carried under that arm and released if grabbed.
- If taking public transportation, have your money or your Fast Pass ready in hand. Do not fumble with your wallet; you might draw attention to a pickpocket.
- While on public transportation (MUNI Bus) be aware that most robberies occur when the bus stops and happens to the people that are seated by the back doors.
- Trust your instincts! If you feel uncomfortable or threatened by another person(s), seek help immediately. A whistle is a great device to have when you need to call attention to yourself.



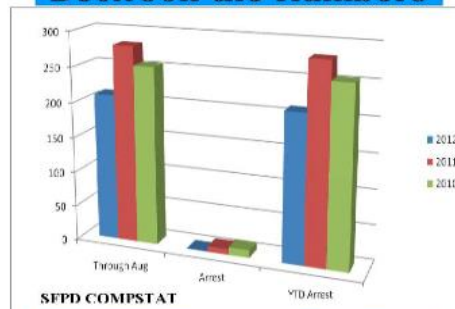
## SFPD Ingleside Station

### Protect Yourself

- When going home, call ahead, let someone know where you are and the route you are taking.
- There is safety in numbers walk home with another person or a group, never alone.
- Always use well lit streets, and never take short cuts.
- Have your house/car keys in hand ready to use before you get to the door.



## Between the Numbers



## Protect your laptop

The majority of electronic property that is stolen is because the thieves can see it! Carry your laptops in non-descript bags. Standard cases for laptops clearly portray the contents making it easier for thieves to spot in a crowd.

## Safety in your car

### Close the Door!

People usually feel safe when they are within a mile radius of their home so they let their guard down. Thieves know this and usually watch for people coming home that are distracted with groceries or packages. If you are like most people, you really don't check the area prior to opening your garage door. In San Francisco some garages are not attached to the home. Here are some general tips for your safety:

- Check the area visually for suspicious persons lurking or trying to conceal themselves.
- Follow your instincts drive around the block if you see someone suspicious.
- When unloading your car, if possible, close the garage door before getting out of the car.
- For a detached garage, have someone come out from the house and help.
- Never leave the car unattended in the garage while unloading.
- Never leave the keys in the ignition or trunk.
- Keep shrubs trimmed low so persons cannot hide.
- Install a motion light outside the garage and an automatic light inside.
- Make sure your remote and door are working properly.



# Don't be the next... VICTIM!



## Good Car Safety Habits to Adopt

1. Never leave your car running unattended.
2. Lock your doors when you get in your car.
3. If you see a motorist in distress, call 9-1-1 rather than stopping to help.
4. If you are being followed, drive to the nearest police or fire station. A populated area is a good default.
5. Keep your vehicle and tires in good condition to prevent breakdowns – stranding you in a dark or unfamiliar place.

**www.sfsafe.org**

**SF Police Department Resources:**  
 9-1-1 Police Emergency  
 Police (for emergency) 415-353-0123

**City & County Resources:**  
 All city services (within SF) 3-1-1  
 All city services (outside SF) 415-701-3211  
 SF District Attorney's Office 415-353-1791  
 DVA Victim Services Division 415-353-9944  
 HOT (Homeless Outreach Team) 415-353-7995  
 City Attorney's Office 415-354-1700  
 Code Enforcement 415-354-4444

**Emergency Preparedness Resources:**  
 Neighborhood Emergency Response Team (NERT) 415-972-2322  
 Department of Emergency Management 415-956-3800  
 www.SF72.org

SAFE, a crime prevention education 501(c)3 non-profit, helps residents, police and community groups work together to create vibrant neighborhoods.

Everyone who lives, works and visits San Francisco has the right to be safe. SAFE provides educational services that empower San Franciscans with techniques to prevent crime.

To make a tax-deductible donation or learn more, visit us online at: [sfsafe.org](http://sfsafe.org)

850 Bryant Street, Room 135  
 San Francisco, CA 94103  
 415-553-1984  
[info@sfsafe.org](mailto:info@sfsafe.org)



Sponsored in cooperation with the San Francisco Police Department

**SAFE** Car Theft Prevention and Break-in Safety

Empowering Communities to Create a Safer San Francisco

[sfsafe.org](http://sfsafe.org)



As vehicle break-ins continue to be problematic in San Francisco, SAFE's role in the community is more important than ever. Your role is critical, too. You may be able to minimize the chance of a vehicle break-in, theft or carjacking. Don't become a victim! Use common sense. It's your best defense.

## 6 Theft and Break-in Safety Tips When Your Car Is Parked



- 1 **Trunk:** Never leave valuables in your car unattended. If necessary, place valuables in your trunk before you park.
- 2 **Car Lock:** Always lock your vehicle, close windows/sunroof completely, and take the keys.
- 3 **Glove Box:** Remove all papers with your personal information from your vehicle including mail, bills, checkbook, etc. Keep your vehicle title (pink slip) safe at home.
- 4 **Street Light:** Park in a well-lit area that's busy with foot traffic and/or has a parking attendant. Note where you parked.
- 5 **Car Key:** Never keep a spare key in or on your vehicle. Give parking attendant only your car key. Keep your other keys with you.
- 6 **Garage Door Opener:** When parking outside your home, never leave your garage door opener in your vehicle.

Cars are less likely to be broken into when they appear empty - never leave valuables in your vehicle.

## If You Become a Victim of Vehicle Theft or Break-In

The best way to prevent vehicle theft or break-in is to always lock doors, close windows/sunroof, and never leave valuables in your car. If a theft or break-in occurs, report immediately to the police. Provide detailed information that can help identify your vehicle or stolen items:

- License plate number and VIN number
- Any identifying features that make your vehicle distinctive (stickers, window decals, dents, etc.)
- Any special items of value (phone, radio, GPS, CD player, tire brand and size)

**Avoid carjacking by staying alert when you stop. If carjacked, do not resist. Give up your car and go to a safe place to dial 9-1-1.**

**SAFE** San Francisco SAFE  
 Empowering Communities to Create a Safer San Francisco

- Neighborhood Watch
- Community Organizing
- Security Assessments
- Safety Education

[sfsafe.org](http://sfsafe.org)  
 415-553-1984





## Safety Tips Inside Your Building

1. Stay alert in areas such as the garage, laundry room, elevators, stairwells and hallways
2. Shared areas should be well-lit and painted in white or a light color
3. While in the elevator, stand close to the control panel: if accosted, press the buttons of all floors
4. Ensure your mailbox is secure to prevent identity theft: list only your first initial and last name

Visit [sfsafe.org](http://sfsafe.org) to learn how to join or start a Neighborhood Watch Group or to request a free Residential Security Assessment.

**www.sfsafe.org**

**SF Police Department Resources:**  
 9-1-1 415-553-4122  
 Public Emergency Police (non-emergency)

**City & County Resources:**  
 3-1-1  
 All city services (within SF) 415-781-2311  
 All city services (outside SF) 415-781-1151  
 SF District Attorney's Office 415-553-8944  
 Data Victim Services Center 415-553-8944  
 HCTV Access/Outreach Team 415-553-2555  
 City Attorney's Office 415-554-4100  
 Code Enforcement 415-553-8568

**Emergency Professionals Resources:**  
 Neighborhood Emergency Response Team (NERT) 415-576-2022  
 Department of Emergency Management 415-553-3000  
[www.311.org](http://www.311.org)

**SAFE**, a crime prevention education 501(c)3 non-profit, helps residents, police and community groups work together to create vibrant neighborhoods.

Everyone who lives, works and visits San Francisco has the right to be safe. SAFE provides educational services that empower San Franciscans with techniques to prevent crime.

To make a tax-deductible donation or learn more, visit us online at: [sfsafe.org](http://sfsafe.org)

850 Bryant Street, Room 135  
 San Francisco, CA 94103  
 415-553-1984  
[info@sfsafe.org](mailto:info@sfsafe.org)



Sponsored in cooperation with the San Francisco Police Department



## Residential Safety



Empowering Communities to Create a Safer San Francisco

[sfsafe.org](http://sfsafe.org)



Whether you live in a single family home, condo, or a large apartment complex in San Francisco, there are a number of ways you can keep your residence safe and secure. Working together as a community with your neighbors and building management can significantly improve your residential safety.

## 7 Residential Safety Tips



- 1 **Garage:** When entering or leaving the garage, watch to ensure door shuts completely. Lock stored bikes to a sturdy rack.
- 2 **Car:** Always lock your vehicle when parked in your garage and remove all valuables. Never leave garage door opener in your vehicle when parked outside your home.
- 3 **Spare Key:** Never hide spare keys. If you need to have a spare key available, leave it with a trusted neighbor.
- 4 **Door Buzzer:** When a visitor rings your bell, confirm who it is by intercom before you grant them access. Similarly, never let strangers follow you through the front door.
- 5 **Security Cameras & Alarm Systems:** Cost effective tools for preventing crime and identifying criminals.
- 6 **Light Timers:** Installing timers on the exterior of your residence is an effective and energy efficient way to deter criminal activity.
- 7 **Doors/Windows:** Always keep doors and windows locked.

## Door and Window Safety

### Doors:

- Should be made of solid wood or metal
- Have a single cylinder deadbolt lock and a 1-inch bolt
- Have a front door viewer or peep hole with a 180-degree range
- Clearly display unit number

### Windows:

- Replace if glass is cracked and replace all damaged or missing locks
- Ground level windows should be burglary resistant: consider purchasing windows with reinforcement wire, laminate, or tempered glass
- Polycarbonate plastic or metal grates can be installed over existing ground level windows
- Windows above ground level are not considered secure: if used for ventilation, lock in position and keep open no more than 3 inches



## San Francisco SAFE

Empowering Communities to Create a Safer San Francisco

- Neighborhood Watch
- Community Organizing
- Security Assessments
- Safety Education

[sfsafe.org](http://sfsafe.org)  
 415-553-1984



Keep property in good repair. Maintain visibility to your neighbors for increased safety.



## 建築物內的安全訣竅

1. 在車庫、洗衣間、電梯、樓梯及走廊等地區時要保持警覺。
2. 公共區域應有充足照明並以白色或淺色漆粉刷。
3. 在電梯內，靠近樓層控制鈕的地方站立；若有人逼近，將所有樓層的按鈕按下。
4. 確保您的郵箱安全，以防身分遭到盜竊：只列出您的名字首字母和姓。

請造訪 [sfsafe.org](http://sfsafe.org) 網站，以了解如何加入或成立一個社區守望團體，或要求進行一項免費的住宅安全評估。

www.sfsafe.org

三藩市警察局長： 9-1-1 415-553-0123  
警察 / 緊急情況 警察 (非緊急情況)

市區警署： 9-1-1 415-701-2311  
所有市區警署 (三藩市外) 415-553-1751  
三藩市地方檢察官辦公室 415-553-0944  
警方錄取 (警署內) 415-553-1955  
MUT (警察培訓及發展) 415-554-4700  
市警培訓辦公室 415-556-6454  
執法部門

緊急專線服務： 415-976-3022  
別墅緊急反應團隊 (CERT) 415-588-3800  
緊急情況管理 415-588-3800  
www.SF72.AG

SAFE 是一個犯罪防治與侵入安全教育的 501(c)3 非營利組織，協助居民、警方和社區團體共同合作，創造充滿活力的鄰里。

在三藩市居住、工作以及來訪的每一個人都有人身安全的權利。SAFE 組織提供教育服務，培養三藩市市民各項防範犯罪的技能。

如要向本組織進行可抵稅金的捐款或希望進一步了解本組織，請造訪我們的網站：

[sfsafe.org](http://sfsafe.org)


850 Bryant Street, Room 135  
San Francisco, CA 94103  
415-553-1984  
info@sfsafe.org



三藩市警察局聯合贊助



## 住宅安全



加強社區力量，創造一個更安全的三藩市

[sfsafe.org](http://sfsafe.org)



無論您住在三藩市的獨棟家庭住宅、共渡公寓 (康斗) 或大片公寓住房，您可以利用下述方法保持您住所的安全。和鄰居及建築物管理單位共同合作，發揮守望相助的精神，以大幅改善住宅安全。

### 7 個住宅安全訣竅



1. **車庫**：進入或離開車庫時，注意車庫門務必完全關上。收納自行車時，請鎖在牢固的車架上。
2. **汽車**：停在車庫內的車子要鎖上，並帶走所有的貴重物品。將車停放在自家住宅外時切勿將車庫門遙控器留在車內。
3. **備用鑰匙**：切勿藏起備用鑰匙。如果您需要一把備用鑰匙，請將它交給可信任的鄰居保管。
4. **門鈴**：當有訪客按您的門鈴時，先用對講機確認來者何人後再讓其入內。同樣地，切勿讓陌生人跟隨您進過前門。
5. **監視攝影機和警報系統**：是防止犯罪和指認罪犯的高成本效益工具。
6. **燈光定時器**：在您住宅外部安裝定時器是一種遏止犯罪活動的有效且節能的方式。
7. **門 / 窗**：隨時保持門窗鎖上。

保持住宅良好的維修狀態。讓鄰居看得到您的住宅，以增加安全性。

## 門窗安全

門：

- 應以實心木或金屬材質製成
- 有一個單圈固定栓鎖和一個一英寸的螺絲
- 有一個視角涵蓋 180 度的前門觀看裝置或窺視孔
- 清楚顯示門牌號碼

窗：

- 如果窗戶玻璃有裂縫要更換，並且應更換所有缺損的鎖
- 地面樓層的窗戶應具有防盜功能：考慮購買含有強化金屬絲、層壓板或強化玻璃的窗戶
- 可在現有的地面樓層窗戶上加裝聚碳酸酯膠或金屬材質的格柵
- 地面樓層以上的窗戶並不安全：如果用來通風，請將它鎖好並且不要打開超過 3 英寸



### 三藩市 SAFE 組織

加強社區力量，創造一個更安全的三藩市

- 鄰里守望巡邏隊
- 社區組織化
- 安全評估
- 安全教育

[sfsafe.org](http://sfsafe.org)  
415-553-1984





# PREVENT GARAGE DOOR BREAK-INS

Garages can sometimes be the most vulnerable area of the home and they are often the entry point most targeted by thieves because of the easy access to the home. Here are some tips to help secure your garage and protect it from theft.



## ALWAYS CLOSE YOUR GARAGE DOOR

This may seem obvious, but just drive through any residential neighborhood and you'll likely see a few wide-open garage doors. This is an invitation to burglars and at the very least, you're allowing passersby to easily view the contents of your garage.



## INSTALL MOTION-SENSITIVE LIGHTS

Homes and garages with poor exterior lighting become more appealing targets for burglars. Ensure all entry points are well-lit. Constant lighting supplemented by motion sensitive lighting is best.



## REINFORCE THE GLASS ON THE GARAGE DOOR

Add vinyl adhesive to reinforce garage windows. You can also opt for a frosted or translucent glass design to allow sunlight in while obscuring contents inside.



## DON'T LEAVE GARAGE DOOR REMOTE IN YOUR CAR

A garage door remote is basically another key into your home and thieves won't hesitate to use it if they find it. Opt to use a remote on a keychain.



## INSTALL AN INTERIOR MANUAL GARAGE DOOR LOCK

When leaving on a vacation or for extended periods of time, disconnect automatic door motor and install a manual lock.



## TIE EMERGENCY RELEASE CORD

Tying your emergency release cord into a small ball will make it more difficult to reach by thieves who manage to break the garage windows.



## INSTALL SURVEILLANCE CAMERAS

There should be at least 1 exterior mounted camera facing the street and registered with the D.A.'s office.



## SECURE ANY VALUABLES

Keep all tools in cabinet systems with locks and be sure to hang and lock any bicycles. As much as possible, try to avoid keeping valuable items in the garage or inside vehicles.



## HAVE A QUALITY, FUNCTIONING GARAGE DOOR

Garage doors should be as secure, sturdy, and well-built as your front door and should remain in good condition and tight fitting. Deadbolts should also be added to the garage-to-house door.



## INSTALL INTERIOR MAIL SLOT HOOD COVER

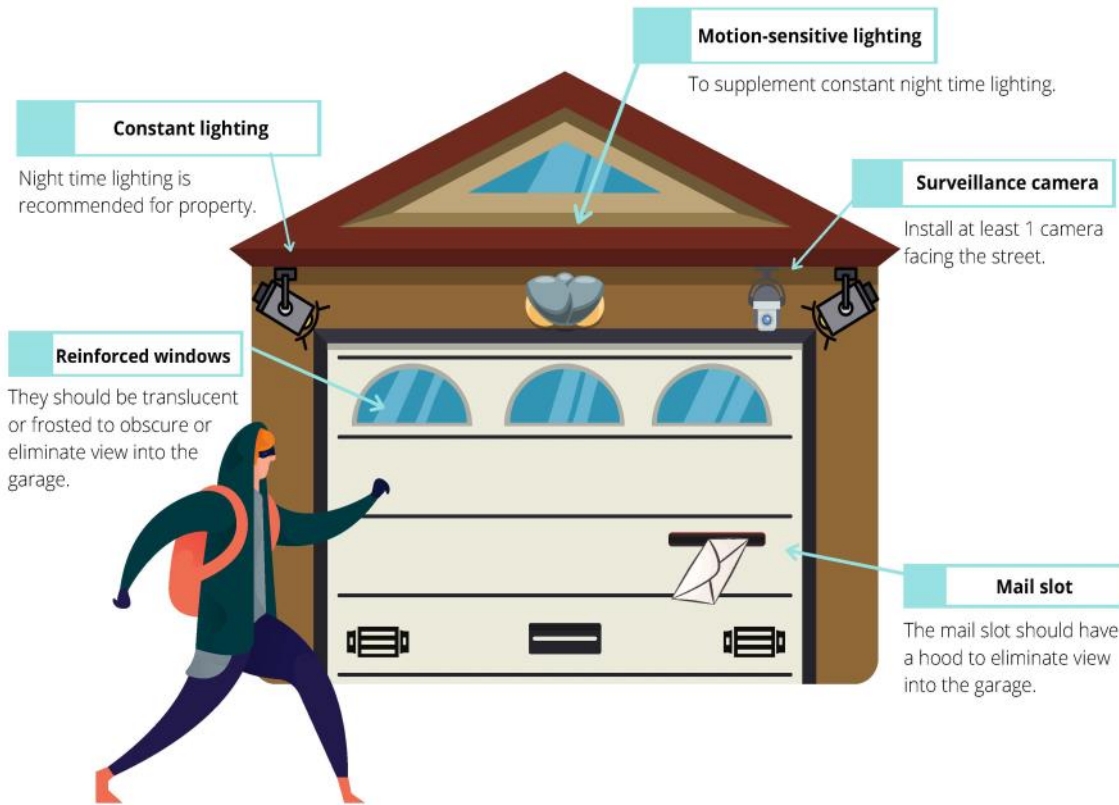
If the garage door is equipped with a mail slot, a hood cover will prevent any view into the garage and its contents, eliminating enticement to enter.

For additional information, please contact SF SAFE at (415) 553-1984 or visit [sfsafe.org](http://sfsafe.org)



# PREVENT GARAGE DOOR BREAK-INS

## ANATOMY OF A SAFE GARAGE



### Your home is only as safe as its weakest entry point.

Your garage is an important part of your home and securing your garage is one of the most essential steps to securing your entire home. It is always recommended to regularly check and update your home's security system and safety measures.

For more information, please contact SF SAFE at (415) 553-1984 or visit [sfsafe.org](http://sfsafe.org).



# PACKAGE THEFT PREVENTION GUIDE

One rarely falls in love without being as much attracted to what is interestingly wrong with someone as what is objectively healthy

## ✉️ WON'T BE HOME?

Use the "Hold Package" option at USPS.com to have packages held at location post office for pick up. You can also arrange for neighborhoods to pick up any packages that might be delivered.

## ✉️ USE SPECIAL SERVICES

Use USPS special services like *Signature Confirmation* or *Registered Mail* to add a layer of security.

## ✉️ REQUEST NONDESCRIPT PACKAGING

When completing your online order, opt for packaging that conceals the item or select the 'gift' option to ensure package arrives in a plain box especially when ordering from a high-end store.

## ✉️ NETWORK WITH NEIGHBORS

Neighborhood groups on social media or community apps can provide a system for reporting suspicious activity. This is also a good way to keep your deliveries and neighborhood secure.

## ✉️ PORCH AREA VISIBILITY

Keep the porch area clear and visible. The more likely a would-be thief is to be seen, the more likely they are to choose another target.

## ✉️ CUSTOMIZE DELIVERIES

Customize deliveries by adding specific delivery instructions using USPS.com and your tracking number. You can also schedule packages to arrive when you are home or reroute packages.

## ✉️ DELIVER TO SECURE LOCATIONS

Send packages to secure locations such as Amazon Lockers, FedEx and UPS locations, P.O. Boxes, and local post office.

## ✉️ USE MODERN ALTERNATIVES

Take advantage of contemporary options like smart lockers, lockboxes, cameras, motion detection lighting, alarms like Package Guard, and services like Doorman.





# YOUR BIKE HAS BEEN STOLEN. NOW WHAT?

Here's what you should do next to increase your chances of recovering your bike:

## ➔ File a Police Report

You can do this in one of three ways:

- Online at [sanfranciscopolice.org/reports](https://www.sanfranciscopolice.org/reports)
- Via phone by calling (415) 553-0123
- In person by going directly to your district police station

## ➔ Call or Email SF SAFE

Give us a call so we can list your bike as stolen on our database. You can reach us at (415) 553-1984 or [info@sfsafe.org](mailto:info@sfsafe.org).

## ➔ Register

If you haven't done so already, register your bike at nonprofit bike registry, [bikeindex.org](https://www.bikeindex.org). If you are already registered, take action to flag your bike as stolen.



## ➔ Read Up

SF SAFE recommends reading "What to Do After Your Bike Has Been Stolen" on Medium. The article has a multitude of gems about where and how to post about your bike on social media to increase chances of recovering it.

## ➔ Create a Google Alert

By creating a Google alert for bikes being sold that match the make and model of your bike, you increase your chance of finding it.

## ➔ Don't Recover Your Bike Yourself

If you see your bike for sale on Craigslist or OfferUpNow.com, don't try to recover it yourself. Contact SFPD directly.

## ➔ Keep in Touch

If the police contact you to return your bike or if you recover it, please let us know! That way, SF SAFE can keep our files updated.



Visit [www.sfsafe.org](https://www.sfsafe.org) for more safety tips!

If you have any questions, please email [safebikessf@sfsafe.org](mailto:safebikessf@sfsafe.org)



## SHARING THE ROAD WITH CYCLISTS

When it comes to safely sharing the road with cyclists, it's paramount for drivers to learn how to coexist.

### ➔ Share the Road

When out and about, drivers need to be ever-mindful of sharing the road with cyclists.

### ➔ Stay Off the Horn

Sudden honking might startle a cyclist and can cause them to swerve into traffic or off the road.

### ➔ Follow the 3 Foot Rule

Maintain a distance of 36 inches from cyclists whenever passing them. If possible, keep an even wider berth if there's bad weather or if in a higher speed limit zone.

### ➔ Mind Your Blind Spots

Drivers should double-check their mirrors when changing lanes, making turns, and especially before opening their car door after parking.

### ➔ Be Cautious with Kids

Kids can be unpredictable since their motor skills and decision-making faculties aren't fully developed. Be on alert when driving near schools and residential areas.

### ➔ Be Patient

Don't tailgate a cyclist. When you need to pass one, patiently wait until it's safe to do so.



Visit [www.sfsafe.org](http://www.sfsafe.org) for more safety tips!

If you have any questions, please email [safebikessf@sfsafe.org](mailto:safebikessf@sfsafe.org)

# Park Smart!



## Safe Habits to Adopt:



### Turn off the ignition

Never leave your car running unattended



### Keep your vehicle & tires in good condition

to prevent breakdowns—stranding you in a dark or unfamiliar place



### Lock your doors

when you get in your car



### See something, say something

If you see a motorist in distress, call 9-1-1 versus stopping to help



### Clear your trunk

and take your valuables with you every time you leave your car



### If you are being followed,

drive to the nearest police or fire station—a populated area is a good default





## BART Riders- Do you know how to contact BART or BART PD for issues or incidents?



### Your phone is smart.



### Are you?

#### Protect your phone.

Don't use it near vehicle doors, during station stops or when exiting the station. If your cell is stolen, please notify BART Police or a BART Station Agent.

### Follow these important safety tips to help protect your phone:

First and foremost, always be aware of your surroundings.

#### Before you arrive at the station...

- Register your device if possible
- Keep a detailed description of your phone that includes serial number, color and make
- Password protect your phone

#### At the station...

- Don't lend your phone to strangers
- Don't play devices too loudly
- Don't use your phone near train doors while boarding trains
- Don't use the phone while leaving the station
- Warn your travel companions to protect their phones too
- Make phone calls discretely to avoid the attention of would-be thieves

If your phone is stolen, please report it by calling BART Police at (510) 464-7000.

For emergencies, call 911.

### Keep an eye out



### for suspicious behavior.

We count on your help to report crimes, suspicious behavior or items in BART stations, trains and parking lots. Use these simple tips to give BART police officers the information they need to do their job effectively.

### If you witness a crime or think you see a suspicious behavior or item:

- Call BART Police immediately at 1-877-679-7000, or if you are onboard a train, use the intercom located at the end of the car to call the Train Operator.
- Provide as much detail as possible about the incident or activity: what, where and when it happened, who was there, and any vehicle information you can recall.
- If you are a witness to a crime, make sure you are safe before calling BART Police. Tell them where to find you and wait for police to contact you.
- Never follow a suspect away from the crime scene.
- If you think an unattended item is suspicious, ask yourself if it is H.O.T.: Hidden, Obviously suspicious and not Typical for the location.

#### Some things to remember when describing a person:

- Gender, height, weight, skin color, hair color/style, clothing color/style and any unique marks like tattoos or scars.

#### How to describe a vehicle:

- License plate number, make, model, year (estimate), color, body description.

Call BART Police toll-free at 1-877-679-7000.

For emergencies, call 911.





### How to Describe a Suspect

Providing a detailed description of a criminal suspect can help solve crimes in San Francisco. Suspects can easily change their appearance with a hat, jacket or glasses. It is important to be mindful of unique characteristics such as body markings, tattoos, shoes and specific clothing markings, like logos.

#### Note the Following Unique Characteristics:

Race \_\_\_\_\_ Sex \_\_\_\_\_ Age \_\_\_\_\_ Height \_\_\_\_\_ Weight \_\_\_\_\_

Hair \_\_\_\_\_ Eyes \_\_\_\_\_ Complexion \_\_\_\_\_

- Physical Characteristics (slight or heavy build, scars, marks, tattoos, manner of walk, mustache, glasses) \_\_\_\_\_
- Clothing (type and color, logos or brand names, shoes, jewelry, accessories) \_\_\_\_\_
- Weapon (type of weapon used by the suspect: rifle, shotgun, automatic, revolver, knife) \_\_\_\_\_
- Remarks (note anything the suspect says, accent, any names used) \_\_\_\_\_
- Means of Escape (vehicle or foot, license plate number, year, make, model, color, traveling in which direction) \_\_\_\_\_

*If it's safe, take a photo of the suspect, vehicle, license plate number, etc.*

## What to Do During an Emergency



### How to Call 911 in an Emergency

- Remain Calm and **Dial 911** Immediately
  - **WHEN** to Dial 911
    - If a crime is posing an immediate threat to you or others
    - If there is a medical emergency
    - If the incident is in progress
    - If the incident just occurred and you know where the suspect is
- State the following information:
  - **WHERE** the incident is happening and **WHAT** is occurring, for example: *"I'm at 1234 Market Street and I've just been robbed"*
  - Tell the operator if you are in immediate danger or are being threatened
  - Be **brief, clear** and **accurate**
- As long as it is safe, stay on the line and answer the operator's questions
- Describe each suspect separately from head to toe (*see more information on the back of this card*)

### Other Methods of Reporting

- To file a report online, visit [sanfranciscopolice.org/Reports](http://sanfranciscopolice.org/Reports)
- For TTY users, pressing the space bar every few seconds will help your call be recognized faster
- For non-emergency reporting, dial 311 or 415-553-0123 within SF or 415-701-2311 outside SF
- To call SFPD dispatch directly, dial 415-553-8090

### When in doubt, call 911



# SAN FRANCISCO POLICE DEPARTMENT



Auxiliary Law Enforcement Response Team

## A.L.E.R.T.



Are you someone who is interested in disaster preparedness and wants to help out your community while working hand in hand with Law Enforcement? If so, then the ALERT program is for you!



### What is the ALERT Program?

The San Francisco Police Department Auxiliary Law Enforcement Response Team (ALERT) is a volunteer civilian disaster preparedness program. The ALERT program trains members of the public to assist Law Enforcement in various tasks after a major disaster, and in other identified non-disaster activities throughout the year.

Volunteers must be at least 16 years of age and must live, work, or attend school in San Francisco. ALERT volunteers must pass a basic DOJ/FBI background check and complete two, 8-hour classes to graduate.

Active members must participate in one 4-hour drill in each calendar year to remain active but may also donate more time during various Station support and outreach activities throughout the year. ALERT members have many opportunities to work alongside Officers and to support the community throughout the year.

#### Day #1 Class

- Introduction to ALERT
- The Law
- Deployment Protocols
- Traffic Control
- Radio Communications

#### Day #2 Class

- Conflict Resolution
- Medical Assistance
- Missing Person Search
- Patrolling & Site Protection
- Graduation

#### 2020 NEW VOLUNTEER CLASS SCHEDULE

All classes are suspended at this time as ALERT is currently deployed as part of the COVID-19 DSW Operation.

**Stay Home, Save Lives. Thank You!**

### How To Join ALERT

Contact **Lt. Marina Chacon** (SFPD Retired)

ALERT Program Coordinator

Phone: **415-558-5545**

E-mail: [sfpdalert@sfgov.org](mailto:sfpdalert@sfgov.org)



Web: [www.sf-police.org/alert](http://www.sf-police.org/alert)

Facebook: [www.facebook.com/sfpdalert](http://www.facebook.com/sfpdalert)


San Francisco District Attorney's Office  
Victim Services Division



Tel: 628-652-4100  
Email: [victimservices@sfgov.org](mailto:victimservices@sfgov.org)  
Web: [sfdistrictattorney.org](http://sfdistrictattorney.org)

In accordance with the City of San Francisco Shelter-in-Place Order No. C19-07b we are **ONLY** providing services **remotely through calls, texts and emails**

**Hour of Operation During Shelter in Place**  
Monday through Friday 8:30am to 4:30pm  
**After Hours Assistance: Call 3-1-1**  
**For Emergencies: Call 9-1-1**




Trained Victim Advocates are available five days a week to provide victims of violent crime:

- Crisis support services and safety planning
- Guidance navigating the criminal justice system
- Referrals to local resources and services
- Assistance with victim impact statements
- Crime prevention information
- Restitution

If you have been the victim of a violent crime in San Francisco, you **MAY** be eligible for California Crime Victim Compensation including:

- Medical and dental treatment
- Mental health services
- Income loss
- Funeral and burial expenses
- Loss of support for dependents
- Home or vehicle modifications
- Home security
- Relocation
- Crime scene cleanup



Victim Services Division 350 Rhode Island 400 R North Building San Francisco, California 94103

**If there is an Emergency Call 911 immediately!!**



San Francisco Police Department  
*Both in Cantonese, Mandarin and English*

**Anonymous Tip-Line**  
**415-558-5588**

*If you have witness or have important information on a serious crime. Call SFPD right away using this special direct line. Your Identity WILL NOT be revealed!*

1245 3RD STREET SF, CA 94158  
email: SFPDCLU@SFGOV.ORG  
www.sanfranciscopolice.org

*Supported by  
The Asian Pacific Islander Public Affairs  
San Francisco Chapter*

**如果有緊急情況，請立即撥打911**



舊金山警察局 粵語，普通話和英語

**匿名電話專線**  
**415-558-5588**

*如果你目睹案發經過或有任何線索提供，請盡快聯繫三藩市警察專線，你的個人資料將會保密。*

1245 3RD STREET SF, CA 94158  
email: SFPDCLU@SFGOV.ORG  
www.sanfranciscopolice.org

*Supported by  
The Asian Pacific Islander Public Affairs  
San Francisco Chapter*

# SFPD Community Survey



The San Francisco Police Department is committed to excellence in law enforcement and is dedicated to the people, traditions and diversity of our City. Our mission is to provide service with understanding, response with compassion, performance with integrity and law enforcement with vision.

As part of our ongoing outreach to engage with the community and measure our success, the Department has created a community survey link to obtain valuable community feedback for our community events and programs, which will assist the Department in the development of our strategies to meet the needs of the community. If you have recently attended or participated in an event or program hosted by the Department (such as Coffee with a Cop, National Night Out, ALERT program, Youth Summer program, Community Academy or Town Hall Meeting), and have feedback regarding the event or program you attended, please take some time to fill out our community survey.

The Department has also developed a Foot Beat/Bike Patrol survey to gather valuable community feedback on the effectiveness of the Foot Beat/Bicycle Patrol, as it relates to community policing and crime strategies and an Implicit Bias survey to measure progress in the Department's commitment to impartial policing and procedural justice. Please take the time to fill out the Foot Beat/Bicycle and Implicit Bias surveys. If you have already filled out a survey, thank you! Your response will help SFPD better serve our City and continue to support our community through Safety with Respect.

To take our surveys, please visit: <https://www.sanfranciscopolice.org/surveys>



## Police Commendation

Everyone appreciates a compliment! There are several ways you can offer a compliment to our officers and civilian workers for a job well done:

- You can email the Captain of the station in your neighborhood. To find your Captain, visit our [Stations](#) page.
- You can contact the department's Community Engagement Division, at: [sfpdcommunityrelations@sfgov.org](mailto:sfpdcommunityrelations@sfgov.org).
- You can also write to or email Chief William Scott:

San Francisco Police Headquarters, Chief's Office  
1245 3rd Street, 6th Floor  
San Francisco, CA 94158  
[SFPDChief@sfgov.org](mailto:SFPDChief@sfgov.org)

## Police Complaint

### How you can file a complaint:

The San Francisco Police Department is committed to ensuring that all of our officers and civilian staff provide unbiased, quality service to our City's diverse communities. Toward that goal, the SFPD and the City of San Francisco provide several ways to file a complaint.

The Department of Police Accountability is charged with impartially investigating complaints against SFPD officers and making policy recommendations regarding police practices. You can also call the DPA at 1-415-241-7711 (the TTY line is 1-415-241-7770) or visit the Department of Police Accountability website to file a complaint at <https://sfgov.org/dpa/>.

The DPA is located at 1 South Van Ness, 8th Floor, San Francisco, CA 94103

You may also contact a department supervisor at any SFPD police station. [Each station](#) is open 24 hours a day. SFPD personnel are required to receive complaints courteously and to assist you with filing them.

### Please be aware that:

- The [San Francisco Police Commission](#) investigates all complaints forwarded by the DPA and makes recommendations for discipline by the Chief of Police.
- For information about our conduct, complaint and disciplinary process, please view these Department General Orders:
  - [DGO 2.01 General Rules of Conduct](#)
  - [DGO 2.04 Citizen Complaints Against Officers](#)
  - [DGO 2.05 Citizen Complaints Against Non-Sworn Members](#)
  - [DGO 2.07 Discipline Process For Sworn Officers](#)



## DEPARTMENT BULLETIN

A  
17-013  
01/18/2017

### **Rights and Responsibilities under California Whistleblower Laws** (Re-issue DB 12-028)

The existing Whistleblower Law (California Labor Code Section 1102.5, et seq.) prohibits employers from preventing an employee from disclosing violations of a state or federal statute, or a violation or noncompliance with a state or federal regulation to a government or law enforcement agency, or from retaliating against an employee who makes a disclosure. A violation is punishable as a misdemeanor.

The law extends protections to employees who report a violation of a state or federal statute, or a violation of or noncompliance with a state or federal rule or regulation, or who exercised these rights in former employment.

The law prohibits an employer from retaliating against an employee for exercising any of these rights, including those provided under existing law, provides an additional civil penalty for violations, and establishes the evidentiary burdens of the parties participating in a civil action or administrative hearing involving an alleged violation.

The law also established a "Whistleblower Hotline" within the Attorney General's office. The Hotline Number is 1-800-952-5665. Calls made to the hotline will be reviewed and forwarded to the appropriate government authority.

  
TONEY D. CHAPLIN  
Interim Chief of Police

*Per DB 15-141, both sworn and non-sworn members are required to electronically acknowledge this Department Bulletin in HRMS.*





**Everyone deserves to be treated fairly.**

**SFPD officers undergo Implicit Bias & Procedural Justice training.**

**Our goal is ensure fair, impartial community policing.**

**We're dedicated to providing *Safety With Respect for All.***

**Learn about our ongoing efforts to eliminate bias and increase accountability at [sanfranciscopolice.org/bias-free](https://www.sanfranciscopolice.org/bias-free).**



每個人都應該得到公平的對待。

SFPD  
官員接受不偏不倚的程序及正義  
培訓。我們的目標是確保公平  
公正的警務。

我們致力提供所有安全及尊重。

想了解更多地消除偏見並增加問責制，  
請上網到我們的網站 [sanfranciscopolice.org/bias-free](https://www.sanfranciscopolice.org/bias-free)。



## Policía sin Sesgos



Todos merecemos ser tratados con justicia.

Los oficiales de SFPD se someten a entrenamiento de imparcialidad y justicia procesal.

Nuestro objetivo es garantizar policía comunitaria justa y imparcial.

Estamos dedicados a brindar seguridad con respeto para todos.

Conozca nuestros esfuerzos para eliminar el sesgo y elevar la responsabilidad en: [sanfranciscopolice.org/bias-free](https://www.sanfranciscopolice.org/bias-free).

# San Francisco Police Activities League



We offer the following programs to SF youth:

- Fishing
- Flag Football
- SFPAL 49ers Football & Cheer
- Jiu-jitsu
- CrossFit
- Law Enforcement Cadets
- Virtual Chess
- Virtual Art

## Building Community through Youth Sports and Healthy Activities



For More information or registration visit our website @ [sfpal.org](http://sfpal.org)



SFPAL  
PO Box 31114  
San Francisco, CA 94131

# NOW'S THE TIME

---

## JOIN THE SFPD

GO TO [SFPDCAREERS.COM](http://SFPDCAREERS.COM)





## Join the SFPD – and be part of San Francisco's finest!

San Francisco is a world-class city with a world-class police force. From Alseman's Wharf to Golden Gate Park and from Nob Hill to the Tenderloin, whether we're on foot patrol, horseback, or in squad cars, investigating felonies, responding to emergencies or leading classes on public safety, we're working with you to help keep our community safe.

*"The San Francisco Police Department offers qualified men and women the opportunity to make a positive difference in our citizens' daily lives. I encourage you to apply today to see how you can become one of San Francisco's finest."*

—Chief William Scott

### Applying is easy!

We are accepting Entry Level (Q-2) Police Officer applications. To apply please follow the 2-step process:




1. Apply with the City and County of San Francisco at [www.jobaps.com/sf](http://www.jobaps.com/sf) (Entry Level (Q-2) Police Officer)
2. Go to [www.nationaltestingnetwork.com](http://www.nationaltestingnetwork.com), choose law enforcement and register to take the San Francisco Police Department's Written Examination\*.

\*As part of this process, you will need to establish an account with NTN. A fee is required to take the written examination. Candidates with demonstrated financial hardship may submit a request to have the fee waived prior to test registration. See "Candidate FAQ #27" on the NTN website (<https://nationaltestingnetwork.com/publicsafetyjobs/faqs.cfm>) to learn more on how to apply for a fee waiver.

### Have Questions? Contact the San Francisco Police Department Recruitment Unit

1245 3<sup>rd</sup> Street, 5<sup>th</sup> Floor, San Francisco, CA 94158  
 Phone: 415-837-7270  
 Fax: 415-575-6095

 [joinsfpd@sfgov.org](mailto:joinsfpd@sfgov.org)

   @SFPDRecruitment

The San Francisco Police Department values diversity in its workforce, and is committed to fair and equal treatment of all applicants for employment. Discrimination on the basis of sex, race, religion, color, national origin, ancestry, disability, medical condition, marital status, sexual orientation, or other protected categories is prohibited and unlawful.

<b>EMERGENCY:</b>	<b>911</b>
<b>Non-Emergency:</b>	<b>553-0123</b>
<b>Cell Phone 911:</b>	<b>553-8090</b>
<b>Local City Services: (DPW, DPT, HOT, Etc.)</b>	<b>311</b>
<b>Ingleside Station:</b>	<b>404-4000</b>
<b>Captain Nicole Jones</b>	<b>404-4030</b> <b>Nicole.h.Jones@sfgov.org</b>
<b>S.F. S.A.F.E.</b>	<b>sfsafe.org</b> <b>553-1984</b>
<b>Website:</b>	<b>www.sanfranciscopolice.org/ stations/ingleside-station</b>
<b>Victim Services</b>	<b>(628) 652-4100</b>
<b>Chinese Tip Line/ Blessing Scam Hotline:</b>	<b>404-4040 – Helen Jiang (Station Clerk)</b>
<b>Property Crimes</b>	<b>404-4044</b>
<b>Text a Tip:</b>	<b>847411 (Tip 411)</b>
<b>SFPD Tip Line: (Translators Available)</b>	<b>575-4444</b>
<b>Graffiti Abatement:</b>	<b>850-6951</b>
<b>Permits/ Events/ Code Abatement:</b>	<b>404-4023 – Officer Brandt, Officer- Phillips, Officer Najarro and Officer Trujillo</b>
<b>Deputy City Attorney</b>	<b>554-3970- Megan Ryan</b> <b>Megan.Ryan@sfcityatty.org</b>
<b>Deputy District Attorney:</b>	<b>TBD</b>
<b>City Attorney Code En- forcement Tip line:</b>	<b>554-3977</b>
<b>Dept. of Parking &amp; Traffic</b>	<b>553-1943</b>
<b>DPW Dispatch</b>	<b>695-2020</b>



**W**e, the members of the San Francisco Police Department, are committed to creating a safe, healthy, and vibrant community. Our spirit and work is guided by a guardian mindset, and we recognize that our role as protectors is rooted in empathy, understanding, and mutual respect. We partner and engage with community members and organizations to collaboratively identify and problem-solve local challenges and increase safety for residents, visitors, and officers. All members of the Department embody these values, and in doing so, strive to earn the community's trust, support, and confidence.

