



San Francisco Police Department

Ingleside Station Newsletter



Inside this issue:

| | |
|--|-------|
| Captain's Message | 1-3 |
| Notable Arrest & District Incidents | 4-11 |
| Press Releases / Event Flyers and Misc Info | 12-56 |
| Career Opportunities / Dept Info | 57-64 |
| Resource Information and contact phone numbers | 65 |

Captain Nicole Jones' Message

Thu June 17, 2021

Happy June, Ingleside Community! We are officially heading into summer. For many of us that means school is out, vacations are imminent, and... FIREWORKS. Fireworks have been the topic of many recent community concerns. Just to be clear, ALL fireworks (including those branded as "Safe and Sane") are illegal in San Francisco. SFPD is strongly urging our community members to keep themselves and their neighborhoods safe this year by refraining from the use of fireworks of any sort. That being said, despite our strongest discouragement, it is likely that there will be illegal, unsanctioned personal fireworks use to some extent. Therefore, I'd like to spend some time discussing how to report such incidents appropriately.


First and foremost, report illegal fireworks only if you see the person lighting them, can describe them, and can give an exact location or address. If the circumstances observed meet this threshold, please call 311 and provide the aforementioned information.

In regards to reporting noise from fireworks, please know that SFPD is aware of the noise generated by fireworks and how that impacts many in our communities. SFPD will be out in the field mitigating these complaints. If you feel it is necessary to call, complaints about noise should also be directed to 311.

During the holidays when fireworks are prevalent, namely the Fourth of July, SFPD receives a high volume of fireworks-related calls requiring our Dispatch to triage based on the severity of the call. Therefore, SFPD may not be able to respond to every fireworks-related call unless fires or injuries are involved. In these latter instances of fire and/or injury, please immediately call 911.

As always, please keep 911 available for people with police, fire, or medical emergencies.

Continued on Page 2:



Captain Nicole Jones
Commanding Officer

Next Community Meeting:
Tues., July 20, 2021
6:30 p.m. - 7:30 p.m.
In-person and via Zoom

Thank you for subscribing to our Newsletter!
Please follow us at:
[SFPD Ingleside Station](#)
Twitter
Facebook
Instagram

Crime Statistics and maps:
<https://www.sanfranciscopolice.org>

Please visit the [Ingleside Station](#) website at:
www.sanfranciscopolice.org/stations/ingleside-station

Captain's message continued:

The Captain's Tip of the Month for June 2021 is: WHEN YOU ARE DESCRIBING A VEHICLE INVOLVED IN ANY SORT OF CRIME, REMEMBER THE WORD "CLAMMY." We have a good variety of crimes that occur in the Ingleside District that involve vehicles. We also have many witnesses that observe such incidents and thankfully notify the police regarding their observations. A very astute community member suggested that it might be a good idea to discuss what we are looking for in vehicle descriptions when a crime is witnessed. Specific and accurate vehicle descriptions make a huge difference to police when responding to incidents. They truly do help us solve crimes. CLAMMY is a good prompt for what to try to commit to memory.

C = Color of the Vehicle.

L = License Plate Number (or whether the car may be missing a front and/or rear plate or have dealership or temporary paper plates).

A = Auto Type (the style of the vehicle such as a sedan, SUV, van, truck, etc.).

M = Make / Manufacturer (Ford, Honda, Toyota, Infiniti, etc.).

M = Model (Accord, Camry, Explorer, Tahoe, etc.).

Y = Year of Manufacture (give an estimate if you are unsure or try to discern whether the car is newer or older).

Another final key piece of information is whether the vehicle has any IDENTIFYING FEATURES such as damage (a dent, scratch, broken window, etc.), decals or bumper stickers, or heavily tinted windows.

Your assistance in describing vehicles as thoroughly and accurately as possible is greatly appreciated.

Continuing on from last month, I asked my seven year old, Finn, if he had any additional crime tips for the Ingleside Community. I'd like to call this "Finn for the Win." A direct quote from him: "You should lock your car doors cuz... duh." Also, "If you see someone breaking into your house, call Godzilla." I'd like to add that you should also call the police should Godzilla be unavailable.

On a final note, we wanted to share some helpful information from our "Park Smart" campaign to help prevent auto break-ins. Always remember to stop, check, and take all of your valuables with you!

P.S.A. 1: <https://vimeo.com/254616956>

P.S.A. 2: <https://vimeo.com/254954290>

Stay safe, everyone!



How to Join SFPD's Virtual Community Meetings

Participating in the SFPD's Community Meetings is one of the best ways San Francisco community members can engage in community policing, interact with local SFPD station leadership, and stay updated on crime trends and police activities.



RSVP to community@sfsafe.org

Start off by RSVP-ing to any SFPD Virtual Community Meeting by emailing community@sfsafe.org. Be sure to state which station you are attending or the date/time and captain's name (info included on flyer).



Complete the Registration Form

After sending the email to RSVP, SF SAFE will send you a brief registration form requesting your name, email, phone number, and questions for the captain. When filling out the form, please be sure to answer them completely and correctly. If you don't have any questions, feel free to put "none" or "N/A" so the form will go through.



Be Sure to Click "Submit"

Once the registration form is properly completed, click "**submit**" for the form to go through. A "*thank you for submitting the form*" page should appear so you know your registration was processed.



Receive Zoom Link

A few days before the Community Meeting, you will receive the Zoom link for the meeting via email, as well as a separate email confirming that the Zoom link has been sent. Please check your junk/spam mail and other folders to ensure the Zoom link doesn't end up there.

If you have any questions related to registering for the SFPD Virtual Community Meetings, please contact SF SAFE at (415) 553-1984 or email us at community@sfsafe.org

Notable Ingleside Arrests & Incidents

Although every arrest and incident occurring in the Ingleside District isn't mentioned in our weekly newsletter, our officers are out there every day, working to make the Ingleside District a safer place. In this section of our newsletter, we want to take time to highlight the excellent work being done by our officers. We want to bring attention to these incidents and extend some well-deserved appreciation to the officers involved in these notable incidents.

Thank you, and keep up the great work!

06-14-21 / 02:40 p.m. / Robbery Arrest at Geneva Ave. and Mission St.

Officer Lama responded to Geneva Ave and Mission St. regarding a report of a possible robbery. Dispatch notified the responding officers that a witness had observed two unknown subjects possibly rob a victim, and that the victim and witness were following the suspects. Dispatch also broadcasted the description of the suspects, provided by the witness, along with additional information that the suspects were now at a bus stop. Officers Siracusa and Quinlan were first to arrive on scene, and they were immediately flagged down by another victim and a witness, both of whom directed the officers to the two suspects. Both suspects were detained without incident.

Officer Lama arrived on scene and initiated her investigation, during which time the victim informed Officer Lama that her cell phone had been stolen. Officer Lama was able to assist the victim in tracking her cell phone to where it had been discarded after she was robbed. Officer Quinlan recovered the victim's cell phone and provided it to Officer Lama.

The victim informed Officer Lama that she was riding aboard a MUNI bus, and that when the bus came to a stop, one of the suspects took the victim's cell phone out of her hand, and exited the bus. The suspect then exited the bus, and the victim followed him, asking for her phone back. The victim was able to identify the recovered phone as her stolen property.

Officer Lama also spoke with a second victim, who stated that he attempted to intervene on behalf of the robbery victim, but that the second suspect threatened him in an attempt to dissuade him from helping the victim.

Both detained subjects were identified by the victims and witness as the suspects in the robbery, and they were subsequently arrested and booked for the robbery. Report number 210370730.

Incidents:

Incident Date

Monday, June 14th, 2021

Arrests:

There are no arrests to report.

Serious Incidents:

05:05 p.m. 200 Block of 28th St.

Robbery

Officers Wise and Zandanel were dispatched to the area of 28th and Church Sts. on the report of a robbery, and that involved citizens were chasing after the suspect. Officers arrived on scene and met with the victim. The victim told the officers that she was walking home when she was approached from behind by a suspect who demanded her purse. The suspect pushed the victim and took her purse from her shoulder. Some bystanders heard the victim's calls for help, and intervened by chasing after the suspect. Although the suspect was able to get away, the citizens were able to recover the victim's purse and cell phone. Report number 210370809.

Incidents:

Incident Date

Sunday, June 13th, 2021

Arrests:

There are no arrests to report.

Serious Incidents:

03:30 p.m. 100 Block of Leland Ave.

Robbery

Officers Siracusa and Quinlan responded to a report of a robbery. The victim stated that while she was walking along the street, an unknown subject approached her, grabbed hold of her shoulder bag, and forcibly tried to take it from her. The victim and suspect struggled for control of her bag, but the suspect overpowered the victim, and was able to take her bag and cellphone. The suspect ran to a waiting vehicle and fled the scene in possession of the victim's property. Report number 210368199.

Incidents:

Incident Date

Saturday, June 12th, 2021

Arrests:

There are no arrests to report.

Serious Incidents:

01:42 a.m. Mission & Randall Sts.

Stunt Driving Event

Officers Jensen and Fogarty were dispatched to the call of a stunt driving event at the intersection of Mission and Randall Sts. Along with additional Ingleside units, and officers from the Stunt Driving Response Unit, officers arrived on scene and were able to safely disperse an estimated crowd of two hundred onlookers and the associated vehicles. Report number 210364987.

06:50 p.m. 5200 Block of Mission St.

Robbery

Officers Hernandez and Ramirez responded to a report of a robbery involving the use of a gun. When officers arrived on scene, all the involved parties had already left the scene. A witness who asked to remain anonymous told the officers that he observed two vehicles box in a third vehicle. Suspects exited from the two initial vehicles and pointed firearms at the victim vehicle. Another suspect broke out the back window of the suspect vehicle and took what appeared to be a rolling suitcase. All the involved parties then fled the scene, and the witness called 911 to report what they had witnessed. Report number 210366400.

11:00 p.m. Mission St. & Mt. Vernon Ave.

Robbery

Officers Quinlan and Siracusa responded to a local hospital to meet with the victim of a robbery. The victim told officers that he was walking along the street when he was physically assaulted. The victim fell to the ground, at which time he was kicked and punched multiple times. After the suspects had fled the scene, the victim realized that his wallet and cell phone were gone. The victim walked to a friend's home and later responded to a local hospital to seek medical treatment for possible injuries. Report number 210367997.

Incidents:

Incident Date

Friday, June 11th, 2021

Arrests:

08:28 p.m. 3300 Block of Mission St.

Warrant Arrest

Officers Espinoza and Villalobos were dispatched to a store regarding a report of a possible shoplifter. Officers met with store security personnel, who stated that a known shoplifter was acting incoherent inside the store, and left without paying for a bottle of wine. Officers were able to track down the subject, and returned him to the store, where he paid for the bottle of wine. The officers determined that the suspect had outstanding warrants for his arrest, and he was subsequently arrested and booked for the warrants. Report number 210364545.

Serious Incidents:

11:15 a.m. Unit Block of Morse St.

Burglary

Officers Henderson, Peralta, Marshall, Wise, Zandanel, Cvetovac, and Cuenca responded to a residence regarding a report of a possible burglary in progress. A witness reported seeing unknown subjects exiting the victim's home, enter a waiting vehicle parked in front, and then flee the scene. The officers discovered the front door of the residence forced open. Upon conducting a walkthrough of the home, the officers observed that interior doors had been forced open. The officers spoke with residents of the home, and determined that several items had been stolen from inside the residence. Report number 210363155.

07:30 p.m. Persia & Sunnydale Aves.

Robbery

Officers Joseph, Green, and Taylor responded to meet with the victim of a robbery. The victim advised officers that he was jogging in McLaren Park when he crossed paths with a subject riding a bicycle. The subject stopped his bike and blocked the victim's path. The subject then produced a weapon and held it in a threatening manner. In fear for his safety, and believing he was being robbed, the victim handed some of his possessions over to the suspect, who then rode away from the scene. Report number 210364391.

Incidents:

Incident Date

Thursday, June 10th, 2021

Arrests:

There are no arrests to report.

Serious Incidents:

02:15 p.m. 300 Block of Oxford St.

Burglary

Officers Fyles and Taylor were dispatched to a call of a residential burglary. The officers arrived on scene and met with the victim, who was home at the time of the incident. The victim reported hearing noises coming from the front of his residence. As the victim was going to investigate the noises, the home's alarm started sounding, which prompted the victim to call 911. The victim reviewed footage from their security cameras, which captured footage of the incident. The victim and the officers determined that the unknown subjects arrived in a vehicle, began forcing entry into the home, and then fled in the vehicle. Report number 210361870.

04:17 p.m. 5100 Block of Mission St.

Battery

Officers Miller and Wheelock responded to a local store regarding a report of a physical assault. The officers were informed that a customer known to store staff had physically assaulted an employee. The victim stated that the suspect asked for money and became angry when the employee was unable to give him any. The suspect kicked a display case, and began throwing items at the employee, striking the victim once. The suspect then fled the scene on foot prior to the officers arriving on scene. Report number 210361416.

Incidents:

Incident Date

Wednesday, June 9th, 2021

Arrests:

03:55 p.m. Mission St. & Lowell St.

Vandalism

Officers Suguitan and Hornstein responded to a report of someone vandalizing a Muni bus. The bus driver told the officers that a passenger was exiting the bus when he became frustrated that the doors got stuck. The suspect then smashed the glass on the door, and fled the bus. Officers Wise and Zandanel located the suspect nearby, and he was subsequently detained and identified by the Muni operator as the vandalism suspect. The suspect was subsequently arrested and booked for charges related to the vandalism, possession of an illegal knife, and an active arrest warrant. Report number 210358695.

Serious Incidents:

02:06 a.m. 200 Block of Molimo Dr.

Burglary

Officers Parker and Wong responded to a report of a residential burglary. The victim reported hearing a loud noise in the garage area, and upon going to investigate, discovered that cabinet doors and the garage door were open. The victim reviewed his surveillance video, which captured footage of the incident, including the apparent theft of the victim's garage door opener from inside their vehicle. Report number 210357261.

02:38 a.m. Unit Block of Molimo Dr.

Burglary

Officers Ramos and Najarro responded to a report of a residential burglary. The victim informed the officers that they heard a noise from his garage. The resident looked out through their window and saw a suspect running away carrying unknown items. The suspect then fled the scene in a waiting vehicle. The victim went to their garage and discovered various personal items missing. Report number 210357277.

04:58 p.m. 4900 Block of Mission St.

Robbery

Officers Joseph and Espinoza responded to a store regarding a report of a shoplifter. A store security guard told the officers that a known and frequent shoplifter filled a cart with store merchandise, and left the store without paying for the items. The guard attempted to stop the suspect, who then simulated having a weapon. The guard was able to retain the stolen items, and the suspect fled the scene in a waiting vehicle. Report number 210358930.

Incidents:

Incident Date

Tuesday, June 8th, 2021

Arrests:

12:01 a.m. 5000 Block of Mission St.

Stolen Vehicle

Officers Hidalgo and Kosta were on patrol when they observed a vehicle travelling in front of them. A registration check of the vehicle's license plate revealed that the vehicle was reported stolen. Upon activating their emergency lights in order to effect a traffic stop, the vehicle fled from the officers. The officers did not pursue the vehicle, and it was lost in the area. A short time later, the officers observed the same vehicle parked on the street, and unattended. With the owner of the vehicle unable to respond to pick up his vehicle, the officers arranged for a tow truck to retrieve the vehicle. While waiting for the tow truck to respond, the officers heard the locking mechanisms on the stolen vehicle being activated. Believing that the driver of the stolen vehicle might be in the immediate area using a key fob to activate the door locks, the officers began searching for the suspect. The officers observed a subject a few doors away standing behind a doorway. The officers recognized the subject from prior arrests, contacted him, and observed that he was holding a key fob for the same vehicle make as the stolen vehicle. The subject was subsequently detained and the officers secured the key fob they saw him holding. The officers were able to use the key fob to operate the door locks of the stolen vehicle, and also to turn on the ignition. Additional evidence was located tying the subject to the stolen vehicle, and he made statements to the same effect. The subject was arrested and booked for multiple charges related to possession of the stolen vehicle. Report number 210354552.

Serious Incidents:

11:22 p.m. Unit Block of Bradford St.

Burglary

Officers Najarro and Ramos responded with numerous other officers to a report of a possible residential burglary in progress. Upon arrival, the officers established a perimeter around the building. The officers observed signs of forced entry on an open second-story window that appeared to be accessible by a large tree in front of the home. The victim stated that he was inside his home with his family when he heard noises coming from the room with the open window. The victim went upstairs to check, and he observed an unknown subject standing in the room. After ordering the subject to leave the house, the victim ran downstairs, secured his family members outside in a vehicle, and called 911. Multiple officers conducted a search of the home for the suspect, but he had already fled the premises prior to police arrival. Report number 210357114.

Crime Prevention and Safety

In reviewing our incident reports, we see opportunities to reach out to our community members and provide you with information related to crime prevention and safety tips.

We encourage you to take some time to look through the following pages, in hope that this information will help us all play a part in making our community safer, and prevent someone from being the victim of a crime.

We also encourage you to contact San Francisco Safe at 415-553-1984 or www.sfsafe.org for more crime prevention tips.



City and County of San Francisco
POLICE DEPARTMENT
MEDIA RELATIONS UNIT
1245 3RD Street, 6TH Floor
San Francisco, California 94158



NEWS RELEASE

June 16, 2021
21-117

San Francisco Police Make Arrest in Post Street Stabbing

On Wednesday June 16, 2021, at approximately 10:15 a.m., San Francisco Police officers from Central Station responded to the 800 block of Post Street for a report of a stabbing. Officers arrived on scene and located a 94-year-old Asian female victim suffering from multiple stab wounds. Officers rendered medical aid to the victim and summoned medics to the scene. The victim was transported to a local hospital where she is expected to survive.

Investigators obtained a photo of the suspect and circulated it to all sworn SFPD members. The suspect was identified as 35-year-old Daniel Cauich. Less than two hours later, at approximately 11:45 a.m., officers located Cauich on the 1300 block of Clay Street and took him into custody without further incident. Officers also located a knife near the crime scene believed to have been used in the commission of the stabbing.

Cauich was booked on the following charges: attempted homicide (664/187 PC), battery with serious injury (243(d) PC), elder abuse (368(b)(1) PC), committing a felony while on bail or OR release (12022.1(a)(1) PC), great bodily injury enhancement (12022.7(a) PC), and probation violation (1203.2(a) PC).

While an arrest has been made, this incident remains active and open investigation. At this time investigators believe the attack was unprovoked and are working to determine if race was a motivating factor in the incident.

Anyone with information is asked to call the SFPD 24-hour Tip Line at 1-415-575-4444 or Text a Tip to TIP411 and begin the text message with SFPD. You may remain anonymous.

###

Continued:

Tel. 1-415-837-7395

Fax 1-415-837-7249

E-mail: sfpdmediarelations@sfgov.org

 twitter.com/sfpd

 facebook.com/sfpd

 sanfranciscopolice.org



City and County of San Francisco
POLICE DEPARTMENT
MEDIA RELATIONS UNIT
1245 3RD Street, 6TH Floor
San Francisco, California 94158



NEWS RELEASE

June 16, 2021
21-116

Traffic Safety Enforcement Operations Plan for San Francisco with OTS Grant

The San Francisco Police Department will conduct a Traffic Safety Enforcement Operation on June 18th with a focus on distracted driving, especially through the use of handheld cell phones and texting. Distracted driving is anything that takes your eyes or mind off the road, or your hands off the steering wheel. These are some of the most dangerous things we do behind the wheel that many people do not think about because these actions are so common.

It is important to recognize the dangers of distracted driving. In California, cell phone laws were enacted to help prevent distracted driving and make roads safer. The law prohibits driving while holding a cell phone in your hand. If the cell phone is used in a hands-free manner, such as voice command or the use of a mounting device, it is completely legal. While driving, you can single swipe or tap the screen to activate or deactivate a feature or function, but you cannot text, scroll or tap multiple times. The law allows using your cell phone for emergency purposes, including, but not limited to, an emergency call to a law enforcement agency, health care provider, fire department, or other emergency services agency or entity.

Any driver under the age of 18 cannot use a cell phone or any other electronic wireless device at all (not hand-held, hands-free, Bluetooth, speaker phone, or any other means) except for the above emergency purposes.

San Francisco is committed to eliminating traffic deaths on our streets as part of Vision Zero SF. Vision Zero SF is our city's commitment to prioritize safe streets for everyone.

Funding for this program is provided by a grant from the California Office of Traffic Safety through the National Highway Traffic Safety Administration.



Tel. 1-415-837-7395

Fax 1-415-837-7249

E-mail: sfpdmediarelations@sfgov.org

twitter.com/sfpd

facebook.com/sfpd

sanfranciscopolice.org



City and County of San Francisco
POLICE DEPARTMENT
MEDIA RELATIONS UNIT
 1245 3RD Street, 6TH Floor
 San Francisco, California 94158



NEWS RELEASE

June 16, 2021
 21-115

Bicycle and Pedestrian Safety Enforcement Operations Plan for San Francisco with OTS Grant

The San Francisco Police Department will conduct Traffic Safety Enforcement Operations on June 18th, 22nd and 29th with a focus on bicycle and pedestrian safety. Over the past four years, the department has identified areas where significant numbers of pedestrian and bicycle-related collisions have occurred and responded by deploying additional officers to those areas in an effort to prevent deaths and injuries. Special attention will be given to Focus on the Five violations: speeding, making illegal turns, failing to stop for stop signs and red lights, failing to yield to pedestrians in cross walks, as well as any other dangerous violation.

San Francisco is committed to eliminating traffic deaths on our streets as part of Vision Zero SF. Vision Zero SF is our city's commitment to prioritize safe streets for everyone.

Bicycle and pedestrian fatalities are rising in California as more people use these non-motorized means of transportation. In 2019, California witnessed 972 pedestrians and 133 bicyclists killed, accounting for more than 30 percent of all traffic fatalities. In 2020, 29 people were killed in crashes on city streets. The top three causes of fatal traffic collisions in the city are failure to yield to pedestrians: unsafe speed, and not stopping at a red light signal.

All riders are reminded to always wear a helmet – those under 18 years of age must wear helmets by law. Pedestrians should cross the street only in marked or unmarked crosswalks at corners. All motorists are reminded to be mindful of others who share the road.

Funding for this program is provided by a grant from the California Office of Traffic Safety through the National Highway Traffic Safety Administration.



Tel. 1-415-837-7395

Fax 1-415-837-7249

E-mail: sfpdmediarelations@sfgov.org

twitter.com/sfpd

facebook.com/sfpd

sanfranciscopolice.org



City and County of San Francisco
POLICE DEPARTMENT
MEDIA RELATIONS UNIT
 1245 3RD Street, 6TH Floor
 San Francisco, California 94158



NEWS RELEASE

June 11, 2021
 21-114

San Francisco Police Arrest Wanted Suspect with Multiple Arrest Warrants

As part of their efforts to identify and arrest suspects wanted in connection with crime in San Francisco, SFPD investigators regularly circulate crime alert bulletins containing photos and identifying features of suspects. On June 7, 2021, a member of SFPD's Southern Police Station authored a crime alert containing a photograph and identifying information about a known and wanted burglar.

On June 10, 2021, at approximately 6:04 p.m., two officers assigned to Southern Police Station were on patrol in the area of 6th and Clara Streets when they saw this suspect and recognized him from the email crime alert. The officers placed 39-year-old San Francisco resident Jamal Davis under arrest and later booked him at SF County Jail on the following warrants.

- Burglary, possession of burglary tools, possession of stolen property, Bail: \$25,000, San Francisco Warrant.
- Burglary, possession of burglary tools, possession of stolen property, Bail: \$25,000, San Francisco Warrant.
- Grand theft, Bail: No Bail, Enroute to: Alameda County.
- Resisting arrest, Bail: \$500, San Francisco Warrant.
- Vandalism, Bail: \$3,000, San Francisco Warrant.
- Burglary, grand theft, Bail: \$25,000, San Francisco Warrant.
- Battery on a peace officer, burglary, possession of burglary tools, possession of stolen property, Bail: \$25, 000, San Francisco Warrant.
- Burglary(2nd), grand theft, Bail: No Bail, San Francisco Warrant.
- Burglary (2nd), possession of burglary tools, possession of stolen property, Bail: \$25,000, San Francisco Warrant.
- Burglary (2nd), possession of burglary tools, possession of stolen property, battery on a peace officer, Bail: No Bail, San Francisco Warrant.
- Resisting arrest, Bail: \$5000, San Francisco Warrant.

Tel. 1-415-837-7395

Fax 1-415-837-7249

E-mail: sfpdmediarelations@sfgov.org

 twitter.com/sfpd

 facebook.com/sfpd

 sanfranciscopolice.org

SFPD 96 (11/15)



City and County of San Francisco
POLICE DEPARTMENT
MEDIA RELATIONS UNIT
1245 3RD Street, 6TH Floor
San Francisco, California 94158



NEWS RELEASE

21-114

Page 2 of 2

- Burglary (2nd), possession of burglary tools, possession of stolen property, Bail: No Bail, San Francisco Warrant.
- Vandalism, Bail: \$5,000, San Francisco Warrant.

SFPD officers are active in the communities they serve continuously building relationships with the people who live, work, and visit their areas of responsibility. By documenting and investigating crimes, identifying evidence, working closely with investigators, and sharing information, officers help to further develop leads, recognize, and identify suspects and make arrests.

###

About the San Francisco Police Department:

The San Francisco Police Department stands for safety with respect for all. Hailed by the New York Times as a major city department "where police reform has worked," SFPD continues to break ground with its voluntary Collaborative Reform Initiative and its work on Mayor London Breed's ambitious Roadmap for Police Reforms. Since 2018, the department has worked in partnership with the California Department of Justice to implement 272 recommendations that aspire to make SFPD a national model of 21st Century policing. Follow our progress at <https://sanfranciscopolice.org/reform>.

Tel. 1-415-837-7395

Fax 1-415-837-7249

E-mail: sfpdmediarelations@sfgov.org



SFPD 96 (11/15)



City and County of San Francisco
POLICE DEPARTMENT
MEDIA RELATIONS UNIT
1245 3RD Street, 6TH Floor
San Francisco, California 94158



NEWS RELEASE

June 11, 2021
21-112

San Francisco Police Make Arrest in Mid-Market Shooting Homicide

On Thursday, June 10, 2021, at approximately 10:10 a.m., San Francisco Police officers assigned to the Mid-Market Foot Beat (MMFB) were patrolling the area of Market and Jones Streets when they heard several gunshots. The officers responded to the scene and located an adult male victim suffering from gunshot wounds. Officers immediately rendered aid and summoned medics to the scene. Medics arrived on scene and transported the victim to a local hospital with life-threatening injuries. Despite life-saving efforts the victim succumbed to his injuries and was declared deceased. The victim is identified as 43-year-old Howard Dixon of San Francisco.

The SFPD Homicide Detail took over the investigation. A Crime Alert to locate and identify the homicide suspect was disseminated to SFPD officers.

Through the course of the investigation on June 10, 2021, at approximately 11:55 p.m. SFPD officers assigned to the Narcotics Detail made contact with the suspect at 8th and Howard Streets. The suspect, identified as Leonard Lee Colvin, 49, of San Francisco is on active California Department of Corrections (CDC) Parole for voluntary manslaughter (192(a) PC). SFPD Homicide investigators developed probable cause to arrest Colvin. Colvin was later booked at the San Francisco County Jail for murder (187(a) PC).

While an arrest has been made, this incident remains active investigation and is being led by the SFPD Homicide Detail. Anyone with information is asked to call the SFPD 24-hour Tip Line at 1-415-575-4444 or Text a Tip to TIP411 and begin the text message with SFPD. You may remain anonymous.

###

Continued:

Tel. 1-415-837-7395

Fax 1-415-837-7249

E-mail: sfpdmediarelations@sfgov.org



SFPD 96 (11/15)



City and County of San Francisco
POLICE DEPARTMENT
MEDIA RELATIONS UNIT
1245 3RD Street, 6TH Floor
San Francisco, California 94158



NEWS RELEASE

June 11, 2021
21-111

SFPD Patrol Officers Recognize Stabbing Suspect from Crime Alert Bulletin, Team Up with Investigators to Make Arrest

On June 2, 2021, at approximately 10:03 a.m., SFPD officers from Northern Station responded to a store on the 1500 block of Franklin Street regarding a stabbing. Officers located the victim (shop keeper) a 72-year-old male San Francisco resident who was suffering from apparent stab wounds to his face and upper body. The victim told officers that he got into an altercation with the suspect who then stabbed him before fleeing his store. The victim was transported to ZSFGH for life-threatening injuries and has since been discharged. SFPD officers conducted an investigation which included surveillance video. A crime alert bulletin including images of the suspect obtained from surveillance video was circulated to law enforcement.

On June 7, 2021, at approximately 9:45 a.m., SFPD officers from Central Police Station responded to 3rd and Stevenson Streets regarding a physical altercation. Officers determined that the suspect, Donovan Cole Catron, 30, no known address, attempted to rob the victim, a 56-year-old male, San Francisco resident of his duffel bag. Officers arrested Catron for attempted robbery (664/211 PC) and possession of narcotics paraphernalia (11364 HS).

One of the officers on scene recalled seeing the crime alert for the June 2nd stabbing incident and recognized Catron from the photos on that bulletin.

The officer contacted the investigator from the Northern Station SIT team who developed probable cause to arrest Catron for the June 2nd stabbing incident. In addition to the charges listed for the June 7th incident, Catron was also booked at the SF County Jail for assault with a deadly weapon, other than firearm (245(a)(1) PC), aggravated mayhem (205 PC), battery resulting in serious bodily injury (243(d) PC) and elder abuse (368(b)(1) PC).

The efforts of the officers in these cases are a snapshot of the work done every day by San Francisco Police members. SFPD officers are active in the communities they serve, continuously building relationships with people who live, work, and visit their areas of

Tel. 1-415-837-7395

Fax 1-415-837-7249

E-mail: sfpdmediarelations@sfgov.org

 twitter.com/sfpd

 facebook.com/sfpd

 sanfranciscopolice.org

SFPD 96 (11/15)



City and County of San Francisco
POLICE DEPARTMENT
MEDIA RELATIONS UNIT
1245 3RD Street, 6TH Floor
San Francisco, California 94158



NEWS RELEASE

21-111

Page 2 of 2

responsibility. By documenting and investigating crimes, identifying suspects, and working closely with investigators, officers are able to collaborate across the city to further develop leads and make arrests.

###

About the San Francisco Police Department:

The San Francisco Police Department stands for safety with respect for all. Hailed by the New York Times as a major city department "where police reform has worked," SFPD continues to break ground with its voluntary Collaborative Reform Initiative and its work on Mayor London Breed's ambitious Roadmap for Police Reforms. Since 2018, the department has worked in partnership with the California Department of Justice to implement 272 recommendations that aspire to make SFPD a national model of 21st Century policing. Follow our progress at <https://sanfranciscopolice.org/reform>.

Tel. 1-415-837-7395

Fax 1-415-837-7249

E-mail: sfpdmediarelations@sfgov.org

 twitter.com/sfpd

 facebook.com/sfpd

 sanfranciscopolice.org

Ingleside Officers of the Month / June 2021

Ingleside Station's Lieutenant Reilly would like to introduce our readers to our Ingleside Officers of the Month for June, Officer Edgar Parker and Officer Gilbert Wong, who work as partners on the Ingleside Midnight Shift. Despite having the seniority to work a different shift, Officers Wong and Parker elect to work the midnight shift. Officers Wong and Parker have worked as partners for three years. When asked how they came to work together as partners, they both politely laughed and explained that they have a lot in common, and just really work well together.

Officer Parker has been an officer in the San Francisco Police Department for seven years. Prior to becoming an officer, he was a collegiate volleyball coach at Skyline College, City College, and San Francisco State University. In addition to working on patrol, Officer Parker has been a Field Training Officer (F.T.O.) for three years. As an F.T.O., Officer Parker enjoys teaching new officers and guiding them through the field training process.

Officer Wong has been an officer in the San Francisco Police Department for eight years. Officer Wong is also a Technical Sergeant in the Air Force Reserve. Officer Wong has been enlisted for the last fifteen years, and he just committed to what he says will be his last 5 years in the Reserve.

Supervisors and fellow officers alike will attest to Officers Wong and Parker being experienced and self-motivated individuals who lead by example and who are also the "go-to" officers for mentorship of other officers. Officers Wong and Parker have the demeanor and competence to complete any task given to them. Whether meeting the demands of a critical incident, or interacting with members of the community, Officers Parker and Wong are exemplary representatives of the SFPD and Ingleside Station, and it's a privilege to work with them.

Ingleside Citizen of the Month / June 2021

The Citizen of the Month for June is Barb Cornejo. For the past seven years, Barb has been the lead pastor of "Daring Faith Celebration Centre," the church located at 355 Ocean Ave. She moved from the Midwest and has made the Ingleside/Mission Terrace her home for the past thirty-five years.

While serving as pastor, Barb has led the church in numerous ways to support the community, neighboring schools, and businesses with resources, donations, and volunteers. Some key events include partnering with the Red Cross to provide emergency services for a neighborhood fire, and working with the SF Neighborhood Empowerment Network to host the Resilient Cayuga Shake Tank event. This event organized roughly fifty local stakeholder organizations to provide training to implement disaster response plans. She also worked with the members of Ingleside Police Station to host the Faith and Blue 2020 event, which is an initiative to build bridges and strengthen connections between law enforcement professionals and the communities they serve.

Definition of Community Policing

Community policing, or community-oriented policing, is a strategy of policing that focuses on police building ties and working closely with members of the communities.

- Homeless Outreach and Outreach to Drug Users: Ingleside Station officers coordinate with city agencies to provide outreach and assistance to rehabilitate those who are dependent on illegal drugs and outreach to homeless individuals to connect them with resources and support.
- Foot Patrols: Ingleside Station has foot beat officers assigned to the Geneva, Leland and Cortland corridors.
- Monthly Police Community Relations Meetings: Community Meetings are held continuously. Station personnel also attend meetings with merchant groups, business groups, development authorities and others. Concerns are voiced and addressed through problem solving.
- Email Updates: Ingleside Station sends out newsletter updates to residents in the District that alerts residents of crime trends, upcoming community events, crime prevention tips, and information on how to contact officers at the District Station.



Definition of Suspicious Activity

Suspicious activity is any observed behavior that could indicate a crime-related incident has been committed, or about to be committed. Unusual items or situations: A vehicle is parked in an odd location, a package/luggage is unattended, a window/door is open that is usually closed, or other out-of-the-ordinary situations occur.

The following are some examples of Suspicious Activity that are “In progress” crimes, which demand an immediate call to 9-1-1:

- ◆ An individual peering into vehicles, to try, and locate any valuables left unattended.
- ◆ An individual trying door handles to vehicles, and/or residences to gain access to the vehicle and/ or residence.
- ◆ An individual checking front doors of residences to locate any unattended packages, or individuals following delivery trucks to see where the truck is dropping off packages.



**See something.
Say something.**

Crime Definition

Robbery – Robbery is the taking of property from another by using force or by using fear.

Assault – An assault is an unlawful attempt, coupled with the present ability, to commit a violent injury on another person.

Battery - (Misdemeanor battery) is any willful and unlawful touching of another.

(Felony battery) is the use of force or violence upon the person of another that causes serious bodily injury.

***Assault** is when a person swings their arm and **battery** is when that arm makes contact with another person.

Aggravated Assault – Assault upon another person with a deadly weapon or instrument other than a firearm or by any means of force likely to produce great bodily injury.

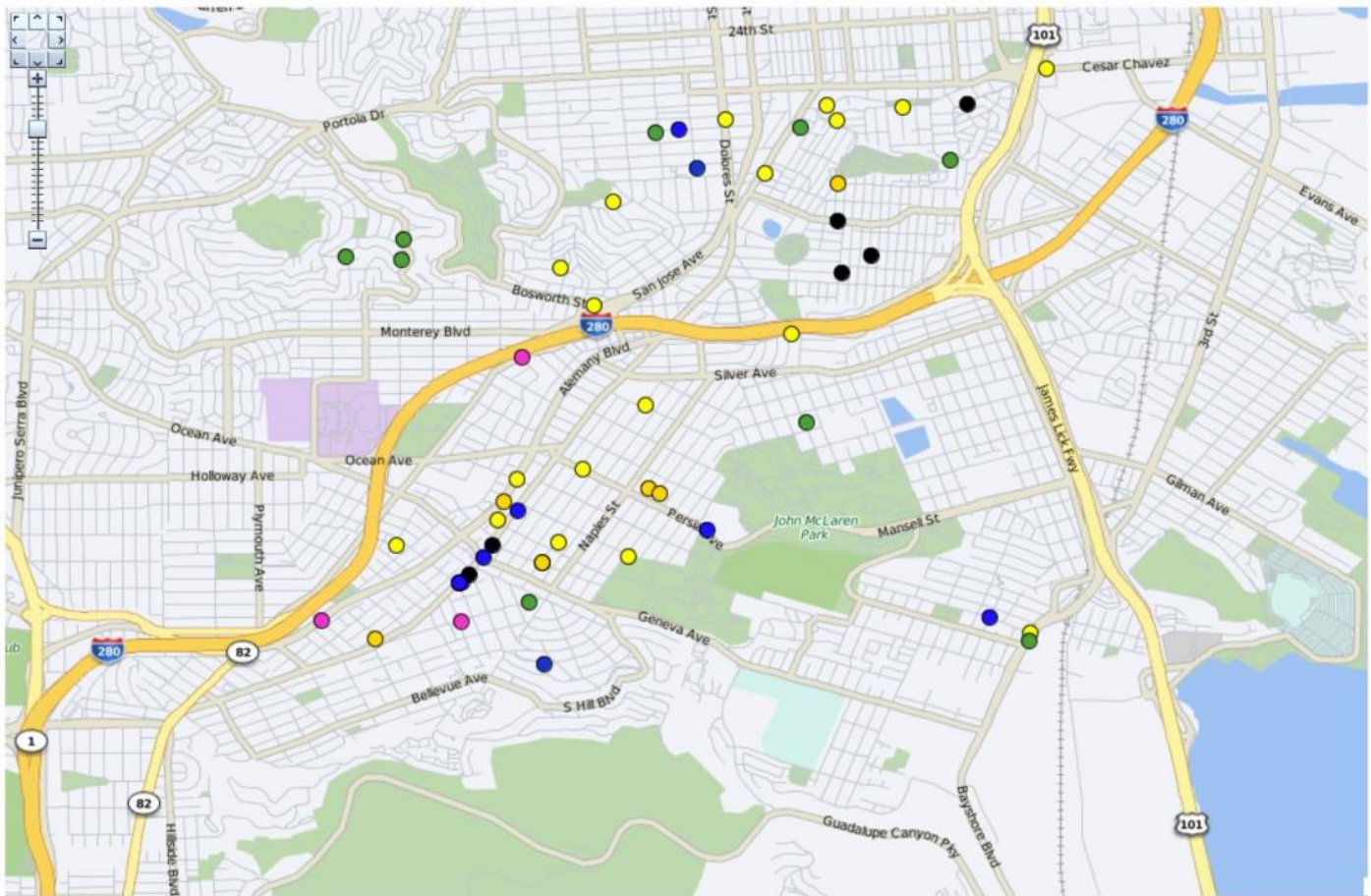
Burglary – The intent upon entry into a property to commit grand theft, petty theft, or any felony.

Grand Theft – Grand theft is theft committed when the value of the money, labor, or property taken exceeds \$950.

Petty Theft – Theft where the value of the property taken is less than \$950.

Ingleside Weekly Part 1 Crimes June 8 to June 14, 2021

| REPORT TYPE | Crime Category | This Week |
|-------------------------------------|------------------------------|-----------|
| PART 1 VIOLENT CRIMES | HOMICIDE | 0 |
| | RAPE | 0 |
| | ROBBERY | 8 |
| | ASSAULT | 1 |
| | HUMAN TRAFFICKING – SEX ACT | 0 |
| | HUMAN TRAFFICKING – INV SERV | 0 |
| PART 1 VIOLENT CRIMES Total | | 9 |
| PART 1 PROPERTY CRIMES | BURGLARY | 9 |
| | MOTOR VEHICLE THEFT | 20 |
| | ARSON | 3 |
| | LARCENY THEFT | 17 |
| PART 1 PROPERTY CRIMES Total | | 49 |
| PART 1 CRIMES TOTAL | | 58 |



- Criminal Homicide
- Aggravated Assault
- Motor Vehicle Theft
- Robbery
- Call for Service (Priority A)
- Call for Service (Priority B)
- Forcible Rape
- Burglary
- Arson
- Larceny
- Call for Service (Priority C)
- All Other



ABOUT SFDA 關於地檢署

The San Francisco District Attorney's Office strives to protect public safety in San Francisco by using innovative, evidence-based approaches to address the root causes of crime, support crime survivors, and prevent future offenses.

三藩市地檢署致力保護市民的公共安全，運用基於證據的創新方法來杜絕犯罪的根源，防止罪案發生，並提供資源援助服務給予受害者、幸存者及其家人。



ABOUT VICTIM SERVICES 受害者服務部

Victim Services of the San Francisco District Attorney's Office, strive to make the criminal justice system humane and accessible by providing support and assistance to victims and their families in the aftermath of a crime.

我們的使命：三藩市地區檢察官辦公室的受害者服務部努力令刑事司法制度更加人道和容易理解，以及在罪行發生後向受害者及其家屬提供支持和援助。



WHAT YOU NEED TO KNOW ABOUT

HATE CRIME 仇恨犯罪

SAN FRANCISCO DISTRICT ATTORNEY'S OFFICE 三藩市地檢署

GENERAL INFORMATION 普通諮詢

(628) 652-4000

districtattorney@sfgov.org

VICTIM SERVICES 受害者服務

(628) 652-4100

Victimservices@sfgov.org

HATE CRIME HOTLINE 舉報仇恨犯罪熱線

(628) 652-4311

Available in Arabic, Chinese, Spanish, Tagalog

www.sfdistrictattorney.org



WHAT ACT IS A HATE CRIME? 什麼是仇恨犯罪?

Any criminal act, all of it or only a part, committed *because of* your protected status. 任何針對你受保護身份而發生的罪行

(Cal. Penal Code 加州刑法 § 422.55)

WHO IS PROTECTED? 誰受到保護?

- Disabled 殘障人士**
physical, mental, or combination
軀體或心理殘障
- Gender 性別**
female, male, transgender, non-binary, etc.
女、男、變性人、非二元等。
- Nationality 國籍**
country of origin (i.e. Chinese, Italian, etc.)
祖國 (例如中國人、意大利人等)
- Race or Ethnicity 種族或族裔**
Asian, African-American, Latina/o, etc.
亞裔、非裔美國人、拉丁裔等
- Religion 宗教**
Islam, Judaism, Christianity, Hinduism, Buddhism, etc.
伊斯蘭教、猶太教、基督教、印度教、佛教等
- Sexual Orientation 性取向**
Lesbian, Gay, Bi-sexual, Queer, etc.
同性戀、雙性戀、酷兒等
- Associated with any of the above 與上述有任何關聯**



IF YOU, OR SOMEONE YOU KNOW ARE A HATE CRIME VICTIM

如果你或你認識的某個人是仇恨犯罪的受害者

- Contact police or dial 9-1-1 立即聯繫當地執法部門
- Detail what happened (when, where, what, why, who) What exactly was the hate language? Use same words. Write it down. 詳盡記錄發生經過，寫下事件上所出現過的仇視語言和詞語
- Detail suspect and witnesses- the who: Known (contact info?) or unknown. What did they look like (i.e. gender, race, height, clothes, identifying tattoos/piercings, etc.) 詳細記下疑犯和證人：是你認識的嗎？性別，種族，身高，衣服，刺青紋身和耳洞等
- Save evidence (photos, videos, writings, emails/letters, etc.) Take screenshots of texts or social media 保存證據 (照片、視頻、電子郵件/信件等) 短信或社交媒體等的屏幕截圖
- Provide best contact information or alternative contact info 提供最佳聯繫方式或替代方式
- Obtain a copy of the Emergency Protective Order (if issued) 如有的話，索取一份緊急保護令的副本
- Obtain Police Report / CAD Number for your records 索取警察報告或案件號碼作為記錄

Aging and Disability Resource Centers of San Francisco



Aging and Disability Resource Center's (ADRCs) offer the general public free information and assistance on issues affecting older people and people with disabilities, regardless of income.

INFORMATION AND REFERRAL SERVICES INCLUDE:

- Housing & Shelter
- Translation
- Benefits
- Transportation
- Food & Nutrition
- In-Home Care
- Health & Wellness
- LGBT Programs/Services
- Caregiver Assistance/Support
- Other community resources

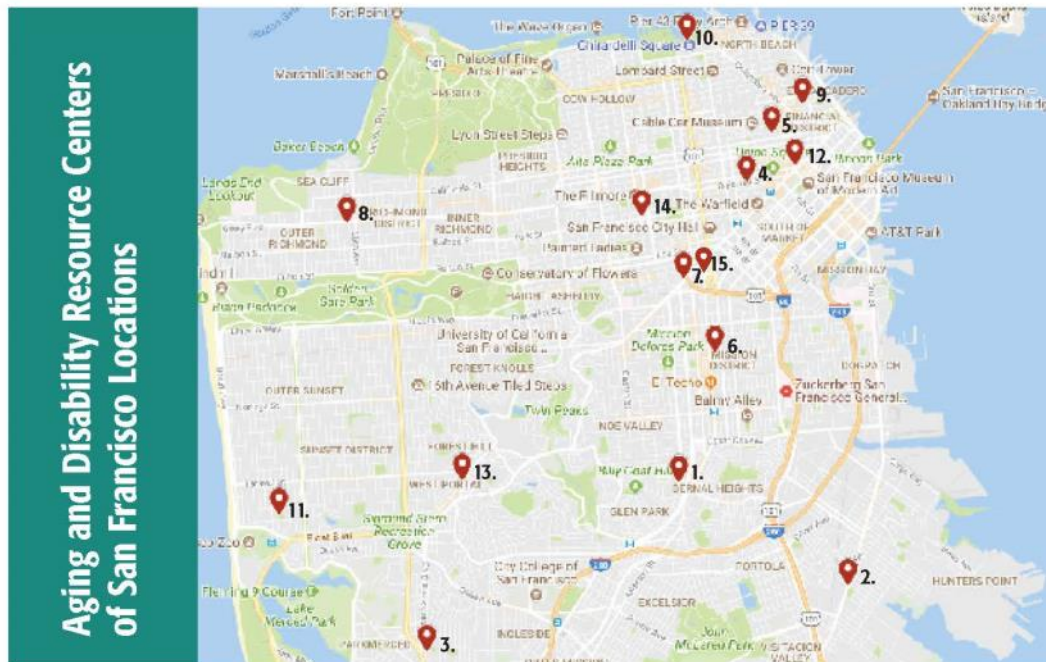
Masks and 6 ft. distancing are required upon entrance into any ADRC facility. Please refrain from visiting any ADRC site if experiencing any symptoms of COVID. Highly advised to call prior to going to any ADRC site, availability is contingent upon reduced office hours due to COVID. All ADRC sites are available for resources via phone and email.

For more information, call or visit one of our sites (contact information and map listed on reverse) or contact the DAAS Benefits and Resources Hub at 415-355-6700.

All numbers listed have English capacity.



These programs are partially funded by the City and County of San Francisco's Department of Aging and Adult Services Benefits and Resources Hub.



1. **30th Street Senior Center:**
225 30th Street, 3rd Floor, San Francisco, 94131
Spanish 415.550.2221 | 415.550.2225
2. **Bayview Senior Connections:**
1753 Carroll Avenue, San Francisco, 94124
Chinese (M, W mornings) 415.647.5353 | Samoan 415.647.5353
3. **Catholic Charities–OMI Senior Center:**
65 Beverly Street, San Francisco, 94132
Chinese 415.334.5558
4. **Downtown San Francisco Senior Center:**
481 O'Farrell Street, San Francisco, 94102
Chinese 415.202.2983 | 415.202.2982
5. **Geen Mun Activity Center:**
777 Stockton Street, San Francisco, 94108
Chinese 415.438.9804
6. **Mission Neighborhood Centers:**
362 Capp Street, San Francisco, 94110
Spanish 415.653.5750
7. **Openhouse:**
65 Laguna Street, San Francisco, 94114
English only 415.347.8509
8. **Richmond Senior Center:**
6221 Geary Boulevard, 3rd Floor, San Francisco, 94121
Russian 415.404.2938 | Chinese 415.405.4672
9. **Self Help for the Elderly - Main Office:**
601 Jackson Street, Basement, San Francisco, 94133
Chinese 415.677.7585
10. **SFSC Aquatic Park Center:**
890 Beach Street, San Francisco, 94109
Chinese 415.202.2983 | 415.202.2982
11. **South Sunset Activity Center:**
2601 40th Avenue, San Francisco, 94116
Chinese 415.566.2845
12. **Toolworks - Main Office:**
25 Kearny Street, Suite 400, San Francisco, 94108
ASL 415.733.0990x613
13. **West Portal Clubhouse:**
280 Claremont Blvd, San Francisco, 94127
Chinese 628.502.0828
14. **Western Addition Senior Center:**
1390 1/2 Turk Street, San Francisco, 94115
Chinese (T, TH - 10am-3pm) 415.921.7805
15. **DAAS Benefits and Resources Hub**
2 Gough Street, San Francisco, 94103
Chinese, Spanish, Tagalog, Japanese, and Vietnamese 415.355.6700
Additional languages available via Language Line

Need Food Resources?

Information and help for people needing food during the coronavirus outbreak.

Are you sick, over 60, or have chronic health conditions? Stay home. Ask a family member, friend or neighbor to pick up supplies for you. If no one else is available, call 311 for help.



What you can do:



Call 311

For information about available resources and for help identifying the right options for your circumstances. Available 24/7.



Visit sf.gov/get-food-resources

Find information about pop-up food pantries, home-delivered or take-away meals, and other food resources for you or your family.



Apply for CalFresh

CalFresh food benefits can help you pay for groceries at the store, farmers market, and even online. Apply today at GetCalFresh.org.

For more resources and info, visit sf.gov/get-food-resources



City & County of San Francisco
Department of Public Health
sf.gov/Coronavirus



3 steps to help seniors get vaccinated

San Franciscans ages 65 and older are eligible to get the COVID-19 vaccine.

Vaccines are free to people who live or work in San Francisco.

You do not need insurance to book an appointment.

1 Find a list of vaccine sites at sf.gov/GetVaccinated

If you have limited internet access, call the state hotline at (833) 422-4255 for help with booking at some sites.

In addition to larger vaccine sites, there are many neighborhood locations which may change depending on need. All changes to vaccine sites are updated on the website so check back frequently.

Check each vaccine site to see if there are appointments available.

Supply is limited, and you may not be able to book an appointment right away. Keep checking back.

2 Book an appointment

Book an appointment online at sf.gov/GetVaccinated

If you are assisting someone to book an appointment you will need their information:

- Name
- Date of birth
- Address
- Insurance (only if they have it)

3 Check transportation options and accessibility for the vaccine site before you go

Muni and Paratransit are free for anyone traveling to and from COVID-19 vaccine appointments. SFMTA is also providing additional access to taxi service for those using the Essential Trip Card.

- Visit sfmta.com/COVID#MuniService for details.
- Visit sfmta.com/Paratransit to learn more about Paratransit and the Essential Trip Card.

Most walk-thru sites have drop-off zones and are fully wheelchair accessible.

- If wheelchair assistance is needed, just ask on-site staff and a wheelchair will be brought out to you.
- Site ambassadors will gladly direct you once on site.



sf.gov/GetVaccinated



City & County of San Francisco



Free Sunnydale COVID-19 Testing

Pruebas gratis para el COVID-19 en Sunnydale

免費 Sunnydale 新型冠狀病毒檢測

Libreng Pagsusuri ng COVID-19 sa Sunnydale

Every Tuesday • cada martes • 每星期二 • Aso Lua uma
2:00 pm - 6:00 pm

Every Thursday • cada jueves • 每星期四 • Aso Tofi uma
10:00 am - 2:00 pm

1652 Sunnydale Avenue



sf.gov/GetTestedSF

FREE COVID-19 VACCINE AND TESTING

Vaccine supply remains low and you may be asked to return the next day if the site reaches capacity



Vaccine requirements:

- Must live in 94134 zip code
- No insurance required
- Age 18 and older

* Please be prepared to provide proof



免費新型冠狀病毒疫苗

疫苗有限，如果當天人數上限請
下一天回來

疫苗符合條件

- 必須住在94134郵區
- 無需保險
- 18歲以上

* 請準備提供證明

Vacuna Gratuita Covid-19

La cantidad de vacunas sigue siendo escaso y es posible que se le pida vuelta al día siguiente si ya no hay vacunas disponibles para ese día

Requisitos de la vacuna:

- Debe vivir en el código postal 94134.
- No se requiere seguro medico
- 18 años o mayor

* Por favor esté preparado para demostrar identificación



English

Español



MORE COVID-19 VACCINE
INFORMATION at SF.GOV



中文

Filipino



VACCINE AND TESTING LOCATIONS

1. FACES SF –1099 Sunnydale Ave, SF CA 94134 - Register by 2:45pm
 Monday, Tuesday & Wednesday 9:30am – 3:30pm (Vaccine)
 FACES SF –243 Rey Street (Rey St./Sunnydale Ave.), SF CA 94134
 Monday 10am – 2pm (Testing)

2. Sunnydale Community Wellness Center – 1652 Sunnydale Ave, SF CA 94134
 Wednesday 10am – 2pm (Vaccine)
 Tuesday 12pm – 3pm & Thursday 10am – 2pm (Testing)

3. SCDC – 2055 Sunnydale Ave., SF, 94134
 Wednesday 10am – 2pm (Drive Through Testing)

Testing:
Registration
upon arrival or
scan QR code
to pre-register





Excelsior Neighborhood Vaccine Site

For residents and workers of the Excelsior and nearby neighborhoods, including the 94112 and 94132 zip codes.

Vaccines are free and no insurance is required. Call for an appointment: (415) 562-8638.

WHEN

Beginning April 7th: Wed, Thur, and Sat 9:30 am to 3:30 PM & Fri 12 to 6 pm

WHERE

20 Norton Street (parking lot)

HOW

Appointments recommended; limited drop-in's available.

Sitio de vacunación del vecindario Excelsior

Para los residentes y trabajadores de Excelsior y los vecindarios cercanos, incluidos los códigos postales 94112 y 94132.

Las vacunas son gratuitas y no se requiere tener seguro médico. Para programar una cita llame al: (415) 562-8638.

CUÁNDO

A partir del 7 de abril: los días miércoles, jueves y sábado de 9:30 a.m. a 3:30 p.m. y los viernes de 12 p.m. a 6 p.m.

DÓNDE

20 Norton Street (estacionamiento)

CÓMO

Se recomienda programar una cita previa. Puede asistir sin cita pero la disponibilidad es limitada.





Excelsior 區鄰社疫苗接種站

為居住及工作於 **Excelsior** 區和鄰近社區，包括郵政區號 **94112** 和 **94132** 的人士而設。

疫苗免費，無須健保。
請致電預約：
(415) 562-8638。

時間 由 4月7日起: 逢週三、週四和週六上午 9時30分至下午3時30分及週五中午12時至 下午6時開放

地點 Norton 街 20 號 (停車場)

安排接種疫苗 建議事先預約，直接步入接種疫苗供應有限。

Lugar ng Pagbabakuna ng Kapitbahayan ng Excelsior

Para sa mga residente at manggagawa ng Excelsior at kalapit na kapitbahayan, kabilang na ang 94112 at 94132 na mga zip code.

Ang mga bakuna ay libre at walang insurance na kinakailangan.
Tumawag para sa isang appointment:
(415) 562-8638.

KAILAN Simula Abril 7: Miyerkules, Huwebes, at Sabado 9:30 am hanggang 3:30 pm at Biyernes 12 hanggang 6 pm

SAAN 20 Norton Street (paradahan)

PAANO Inirerekomenda ang appointment; limitado ang mga drop-in.



為灣景、訪谷、米慎、Excelsior、田德隆、Potrero Hill及肖化區的居民提供免預約新冠肺炎疫苗接種服務。



對象 任何年滿16歲或以上居住於郵政區號 94124、94134、94112、94110、94107、94102、94103 及 94130 的民眾

活動 免費新冠肺炎 (COVID-19) 疫苗接種

時間 每日上午9時至下午3時

地點 東南健康中心
Keith 街 2401 號

或 **ZSFG 三藩市總醫院**
Potrero 大道 1001 號

方式 直接步入，無需預約或可致電 628-652-2700 安排預約時間。

任何年齡介乎16歲或17歲的疫苗接種人士，必須有家長或法定監護人陪同前往疫苗接種站。年齡16歲或17歲的人士應前往提供輝瑞 (Pfizer) 疫苗接種的ZSFG 三藩市總醫院。

Drop-in ng mga bakuna sa COVID-19 para sa mga tao sa Bayview, Vis Valley, Mission, Excelsior, Tenderloin, Potrero Hill, at Portola na Kapitbahayan



Sino Lahat ng taong edad 16 at mas matanda na nakatira sa 94124, 94134, 94112, 94110, 94107, 94102, 94103, at 94130 na mga zip code

Ano Libreng bakuna sa COVID-19

Kailan Araw-araw, 9am hanggang 3pm

Saan **Southeast Health Center** 2401 Keith Street

o **Zuckerburg SF General Hospital**
1001 Potrero Avenue

Paano Mag-drop-in, hindi kinakailangan ng appointment o tumawag sa 628-652-2700 upang magpa-iskedyul ng isang appointment.

** Ang isang magulang/ligal na tagapag-alaga ay dapat na samahan ang sinumang edad 16 o 17 na kukuha ng bakuna sa mga lugar na ito. Ang mga taong 16 at 17 taong gulang ay dapat pumunta sa ZSFG Hospital kung saan ibinigay ang bakunang Pfizer. **



San Francisco
Health Network



City & County
of San Francisco

Stay safe, stay healthy

We can reduce the spread of coronavirus and save lives if we keep our distance and get help if we are feeling sick.

If you have a fever, cough, or are short of breath call:

Tom Waddell Urgent Care Center
415-713-1963

or

Zuckerberg San Francisco General Urgent Care
628-206-8000

Keep yourself and others safe

- Always stay 6 feet apart at all times
- Wash your hands with soap and water for at least 20 seconds at public washing stations or pit stops
- If you sleep in a tent, please only have one person inside at a time
- Avoid groups of tents greater than five and always ensure at least 6 feet between tents
- Unless you are having a life threatening emergency do not go to the emergency room.
- Sneeze and cough into your elbow, not your hands
- Do not share belongings with others to prevent exposure

Under the City's Public Health Order:

- Resource centers, access points will remain open
- Grocery stores, pharmacies, gas stations, and other supply stores will remain open
- Public transportation will continue to operate on a limited basis for those needing essential travel to get food or healthcare



City & County of San Francisco
Department of Public Health
[SF.gov/Coronavirus](https://www.sfdph.org/coronavirus)



Get Tested SF

COVID-19 Testing Information

New testing site near you!

State of California Testing Site:

Any SF resident is eligible, appointment only

City College Student Health Center

50 Frida Kahlo Way, HC-100

To schedule a test visit lhi.care/covidtesting
or call 1-888-634-1123



Get Tested SF

Additional COVID-19 Testing Sites

San Francisco is providing expanded COVID-19 testing for anyone who lives or works in the city.

All essential workers can get tested regardless of symptoms. For anyone else, you must have at least one of the COVID-19 symptoms, such as fever or cough, or had recent contact with someone with COVID-19.

- Testing is free at various sites throughout the City.
- You do not need a doctor's note to schedule a test or need medical insurance to get tested.
- Appointments are required and can be made online or by phone.
- Results are available in 1 to 3 days.

Call 311 to schedule a test at one of the following sites if you are uninsured.

Will see those with recent, close contact with someone who is COVID19+, even without symptoms.

Castro Mission Testing Site

3850 17th Street | M-F: 8-5pm | S-S: 12-4pm

Maxine Hall Testing Site

1181 Golden Gate Avenue | M-F: 8-5pm

Southeast Health Center Testing Site

2401 Keith Street | M-F: 8-5pm

ZSFG Testing Site

1001 Potrero Avenue | M-F: 9-6pm

Call 415-552-3870 to schedule

Mission Neighborhood Health Center

Shotwell Parking Lot | 240 Shotwell Street
M-F: 8-5pm

CityTestSF locations:

Drive-through and walk-through locations

- Pier 30/32
- SOMA at 7th and Brannan

To schedule a test at one of these locations, visit sf.gov/citytestsf or call 311



Symptoms of COVID-19:

- Body aches
- Chills
- Cough
- Diarrhea or vomiting
- Fatigue
- Fever (100° F/37.8° C)
- Headache
- Loss of smell or taste
- Nasal congestion
- Runny nose
- Shortness of breath
- Sore throat

Note: A test detects if you have the virus at the time you take the test. It does not test for immunity or if you had the virus in the past. If your test is negative, you must remain cautious as you can still get infected.



sf.gov/GetTestedSF



City & County of San Francisco
Department of Public Health

A LIVING LIBRARY®

2 SESSIONS - **\$1500 STIPEND** FOR ONE SESSION

SESSION 1: JUNE 7 – JULY 16

SESSION 2: JULY 5 - AUGUST 13

HIGH SCHOOL TO AGE 24 YOUTH
PLEASE JOIN US!

MINIMUM REQUIREMENTS:

- LIKE TO GET HANDS DIRTY & DO PHYSICAL ACTIVITIES OUT-OF-DOORS
- INTERESTED IN LEARNING MORE ABOUT THE ENVIRONMENT AND NATURE
- MUST BE WILLING TO WEAR A MASK AND KEEP A SOCIAL DISTANCE AT ALL TIMES DURING INTERNSHIP



A.L.L. GREEN FUTURES PAID SUMMER INTERNSHIPS

What You Will Be Doing:

Classes in English & Spanish

- Planting Trees & Smaller Plants
- Cultivating & Digging in Soil
- Learning About Healthy Soil & Compost
- Using Diverse Hand Tools
- Learning How To Prune Plants & Trees
- Watering & Weeding Around Plants
- Learning Names Of Plants & How To Identify Them
- Learning About Organic Gardening & Urban Agriculture
- Learning About California Native Plants
- Learning About Bugs, Insects, Pollinators & Integrated Pest
- Learning About Watersheds, Rain Gardens, Flood Mitigation
- Learning About Alternative Energy Systems
- Learning More About Science & The Environment
- Help Improve Your Neighborhood !!

For More Information: Call Or Email -- info@alivinglibrary.org/212-242-1700

Apply Now!

🌐 : <https://www.opps4allsf.org/>

Please indicate that you are Life Frames Inc. / A Living Library's applicant.

A Program of Life Frames, Inc.

A LIVING LIBRARY®

Food Production & Food Security: 8 Free Community Hands-On Gardening Sessions

Saturdays, May 15-August 28, 2021~ 2:00-5:30 PM

Register for Whole Course or Individual Sessions - Classes in English and Spanish !

Sessions Will Meet At OMI/Excelsior Living Library & Think Park In Lower Garden
Between Denman MS & San Miguel EES On Oneida Off San Jose Avenue

To Register, Please Contact: info@alivinglibrary.org/For Questions, Please Call: 212-242-1700



May 15
Sat

Overview & Tour of Existing Themed Learning Zones of A.L.L. Sites. Explanation of Tools Used & Different Work Needs Seasonally in each Themed Garden or Learning Zone. Introduction

to Food Security & Analysis of What Food We Can Start Growing & Why (Summer Agriculture Calendar).

Jun 26
Sat

CA Natives, Uses & Properties. How are CA Natives, Microorganisms & Insects beneficial for growing food? Increase Production & Food Security. Watersheds, Sandy Soil, River Soil & Properties.

May 29
Sat

Properties of Desirable Soil for Production & Food Security. Composting Styles: Biochar, Worm Bin, Regular Compost. Weeding. Preparing

Summer Agricultural Calendar, Choosing Right Vegetables to Plant before Summer.

Jul 17
Sat

Integrated Methodologies for Pest Management. Herbs & Flowers for Pollination. Companion Plants. Propagation of Companion Plants & Planting Sprouted Seeds in Beds.

Jun 12
Sat

General Pruning Concepts, Pruning Roses, Pruning Fruit Trees for Production & Food Security. The Rose as pest indicator. Work in Orchard & Farm: Finish Cultivation & Preparation

of Soil to Start Planting. Why did we Choose the Vegetables that Grow Well in the Farm? What Companion Plants are we Choosing & Why.

Jul 31
Sat

Living Soils. Types of Soils. Starting Harvesting Techniques. Correct Planting Techniques. Including Seeds. Indigenous styles / Methodologies globally

Aug 14
Sat

Organic vs Chemicals. Preparation for Fall Planting Needs. Seasonal Calendar.

Aug 28
Sat

Annuals vs. Perennials. Redwoods & Fruit Tree Orchards. Fire Ecology, Fruit Tree Needs & Pruning. Carbon Sequestration.



Funded By
Excelsior Community Collaborative
Action Grant



Preventing “Keyless” Auto Break-ins & Thefts

Nationwide, auto break-ins and auto thefts continue to be a common occurrence due to the opportunistic nature of the crime, the speed at which the incident can occur, and the potential for rewards. As motorists and passengers, we've all had to become proactive in preventing this type of crime by adopting basic measures, such as securing all vehicle doors and windows, keeping all valuables and other property out of view, not leaving a vehicle running and unattended, and using steering wheel locking devices, alarms, ignition locking devices, etc.

As vehicle technology has advanced (remote entry/unlocking/starting, keyless fobs, vehicle ignitions, etc.), so have the methods used by thieves to enter vehicles to take property, or the vehicle itself. Law enforcement agencies have seen a rise in “keyless” auto break-ins and auto thefts, involving the use of electronic devices designed for the purpose of defeating wireless unlocking technology. As these types of incidents become more common, we all need to do our part to help prevent these crimes.

How does it work? In short, auto thieves are using a variety of electronic devices to intercept radio signals transmitted through key fobs and remotes. These signals include “rolling codes” which change with each press of a button, and “fixed pin codes” commonly used in older technology, such as garage door openers. Many of these devices are small, easily concealable in a pocket, and can be used to exploit signals from key fobs and remotes in order to easily unlock vehicle doors, start the vehicle ignition, and open electronic garage doors, without damage or use of force. Of further concern, is the hacking of mobile apps that allow a driver to unlock car doors through the aid of their phone.

So, how can you best prevent keyless car theft? Here are some basic habits you can practice to keep from becoming a victim:

- After locking your doors remotely, check for alarm indicator lights to be illuminated, and check to see that your car doors are locked.
- Consider storing keys and key fobs that transmit wireless signals in a small signal-blocking protective pouch. These pouches are available online and in stores, and work like the protective pouches and wallets that store passports, credit cards, and other forms of indicia that utilize radio signal technology.
- Some key fobs can be turned off. Find out if yours can, and do so when you're away from your vehicle, or at home.
- Use technology to your advantage! Tracking devices are available which can help to monitor activity with your vehicle, and track it if stolen. Also, update any software installed on your vehicle.
- Consider placing lighting and security cameras in front of your home which not only serve as a deterrent to home burglaries, but are also positioned so as to make your vehicle readily visible and less attractive to thieves.

Keep in mind that a thief's first instinct is to get away as soon as they've committed a crime, so calling in as soon as you observe suspicious activity will provide officers with added valuable time to respond. This not only helps to prevent crime, but increases the likelihood of making an arrest, and making your neighborhood safer from criminal activity.

Stay vigilant, and safe!

What is a Robbery

Robbery is the felonious taking of personal property in the possession of another, from his/her person or immediate presence, and against his will, accomplished by means of force or fear (section 211 California Penal Code.)

212 pc The **Fear** mentioned in Section 211 may be either:

1. The fear of an unlawful injury to the person or property of the person robbed, or of any relative of his or member of his family; or,
2. The fear of an immediate and unlawful injury to the person or property of anyone in the company of the person robbed at the time of the robbery.

213 (a) Robbery is punishable as follows:

(1) Robbery of the first degree is punishable as follows:

(A) If the defendant, voluntarily acting in concert with two or more other persons, commits the robbery within an inhabited dwelling house, a vessel as defined in Section 21 of the Harbors and Navigation Code, which is inhabited and designed for habitation, an inhabited floating home as defined in subdivision (d) of Section 18075.55 of the Health and Safety Code, a trailer coach as defined in the Vehicle Code, which is inhabited, or the inhabited portion of any other building, by imprisonment in the state prison for three, six, or nine years.

(B) In all cases other than that specified in subparagraph (A), by imprisonment in the state prison for three, four, or six years. (2) Robbery of the second degree is punishable by imprisonment in the state prison for two, three, or five years.

(b) Notwithstanding Section 664, attempted robbery in violation of paragraph (2) of subdivision (a) is punishable by imprisonment in the state prison.

Ingleside Station 2012
106 2512



To file a Police Report
or any Non-Emergency

Dial (415) 553-0123

In an Emergency
Dial 911
Multilingual Lines

Ingleside Police Station
#1 Sgt John V. Young Lane
San Francisco, CA 94112

Phone: (415) 404-4000
Fax: (415) 404-4008
inglesidepolicestation.com



Don't be the NEXT



VICTIM!

A Message From:
Captain Nicole Jones
Commanding Officer
Ingleside Police Station

Did You Know?

Robbers and thieves are targeting people that are on their iPhone or iPad as they exit the public transportation. Try to avoid displaying or using them in public. To maximize your personal safety, take time to plan and prepare at home to for your safety before leaving. Your worth it!

Here are a few tips you can follow to make yourself safer

- Digital music players and cell phones are a common target of thieves and robbers. Wearing headphones and ear buds greatly reduce your ability to hear and distracts you from potential dangers.
- Limit your valuables by carrying only what you need.
- When on the street, be ALERT and AWARE at all times. Keep "GOOD EYE" contact with the people around you.
- Walk with confidence and purpose. Most victims are targeted because they appear not to be paying attention to their surroundings.
- A handbag or book bag with a strap should not be worn across the body. It should be carried under that arm and released if grabbed.
- If taking public transportation, have your money or your Fast Pass ready in hand. Do not fumble with your wallet; you might draw attention to a pickpocket.
- While on public transportation (MUNI Bus) be aware that most robberies occur when the bus stops and happens to the people that are seated by the back doors.
- Trust your instincts! If you feel uncomfortable or threatened by another person(s), seek help immediately. A whistle is a great device to have when you need to call attention to yourself.



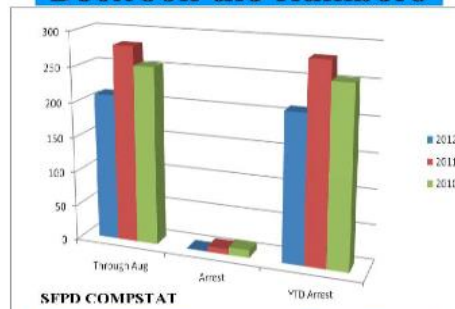
SFPD Ingleside Station

Protect Yourself

- When going home, call ahead, let someone know where you are and the route you are taking.
- There is safety in numbers walk home with another person or a group, never alone.
- Always use well lit streets, and never take short cuts.
- Have your house/car keys in hand ready to use before you get to the door.



Between the Numbers



Protect your laptop

The majority of electronic property that is stolen is because the thieves can see it! Carry your laptops in non-descript bags. Standard cases for laptops clearly portray the contents making it easier for thieves to spot in a crowd.

Safety in your car

Close the Door!

People usually feel safe when they are within a mile radius of their home so they let their guard down. Thieves know this and usually watch for people coming home that are distracted with groceries or packages. If you are like most people, you really don't check the area prior to opening your garage door. In San Francisco some garages are not attached to the home. Here are some general tips for your safety:

- Check the area visually for suspicious persons lurking or trying to conceal themselves.
- Follow your instincts drive around the block if you see someone suspicious.
- When unloading your car, if possible, close the garage door before getting out of the car.
- For a detached garage, have someone come out from the house and help.
- Never leave the car unattended in the garage while unloading.
- Never leave the keys in the ignition or trunk.
- Keep shrubs trimmed low so persons cannot hide.
- Install a motion light outside the garage and an automatic light inside.
- Make sure your remote and door are working properly.



Don't be the next... VICTIM!



Good Car Safety Habits to Adopt

1. Never leave your car running unattended.
2. Lock your doors when you get in your car.
3. If you see a motorist in distress, call 9-1-1 rather than stopping to help.
4. If you are being followed, drive to the nearest police or fire station. A populated area is a good default.
5. Keep your vehicle and tires in good condition to prevent breakdowns – stranding you in a dark or unfamiliar place.

www.sfsafe.org

SF Police Department Resources:
 9-1-1 Police Emergency
 Police (for emergency) 415-353-0123

City & County Resources:
 3-1-1 All city services (within SF) 415-701-3211
 SF District Attorney's Office 415-353-1791
 DVA Victim Services Division 415-353-9944
 HOT (Homeless Outreach Team) 415-353-7995
 City Attorney's Office 415-354-1700
 Code Enforcement 415-354-4444

Emergency Preparedness Resources:
 Neighborhood Emergency Response Team (NERT) 415-972-2322
 Department of Emergency Management 415-354-3800
 www.SF72.org

SAFE, a crime prevention education 501(c)3 non-profit, helps residents, police and community groups work together to create vibrant neighborhoods.

Everyone who lives, works and visits San Francisco has the right to be safe. SAFE provides educational services that empower San Franciscans with techniques to prevent crime.

To make a tax-deductible donation or learn more, visit us online at: sfsafe.org

850 Bryant Street, Room 135
 San Francisco, CA 94103
 415-553-1984
info@sfsafe.org



Sponsored in cooperation with the San Francisco Police Department

SAFE Car Theft Prevention and Break-in Safety

Empowering Communities to Create a Safer San Francisco

sfsafe.org



As vehicle break-ins continue to be problematic in San Francisco, SAFE's role in the community is more important than ever. Your role is critical, too. You may be able to minimize the chance of a vehicle break-in, theft or carjacking. Don't become a victim! Use common sense. It's your best defense.

6 Theft and Break-in Safety Tips When Your Car Is Parked



- 1 **Trunk:** Never leave valuables in your car unattended. If necessary, place valuables in your trunk before you park.
- 2 **Car Lock:** Always lock your vehicle, close windows/sunroof completely, and take the keys.
- 3 **Glove Box:** Remove all papers with your personal information from your vehicle including mail, bills, checkbook, etc. Keep your vehicle title (pink slip) safe at home.
- 4 **Street Light:** Park in a well-lit area that's busy with foot traffic and/or has a parking attendant. Note where you parked.
- 5 **Car Key:** Never keep a spare key in or on your vehicle. Give parking attendant only your car key. Keep your other keys with you.
- 6 **Garage Door Opener:** When parking outside your home, never leave your garage door opener in your vehicle.

Cars are less likely to be broken into when they appear empty - never leave valuables in your vehicle.

If You Become a Victim of Vehicle Theft or Break-In

The best way to prevent vehicle theft or break-in is to always lock doors, close windows/sunroof, and never leave valuables in your car. If a theft or break-in occurs, report immediately to the police. Provide detailed information that can help identify your vehicle or stolen items:

- License plate number and VIN number
- Any identifying features that make your vehicle distinctive (stickers, window decals, dents, etc.)
- Any special items of value (phone, radio, GPS, CD player, tire brand and size)

Avoid carjacking by staying alert when you stop. If carjacked, do not resist. Give up your car and go to a safe place to dial 9-1-1.

SAFE San Francisco SAFE
 Empowering Communities to Create a Safer San Francisco

- Neighborhood Watch
- Community Organizing
- Security Assessments
- Safety Education

sfsafe.org
 415-553-1984



Safety Tips Inside Your Building

1. Stay alert in areas such as the garage, laundry room, elevators, stairwells and hallways
2. Shared areas should be well-lit and painted in white or a light color
3. While in the elevator, stand close to the control panel: if accosted, press the buttons of all floors
4. Ensure your mailbox is secure to prevent identity theft: list only your first initial and last name

Visit sfsafe.org to learn how to join or start a Neighborhood Watch Group or to request a free Residential Security Assessment.

www.sfsafe.org

SF Police Department Resources:
 9-1-1 415-553-4122
 Public Emergency Police (non-emergency)

City & County Resources:
 3-1-1
 All city services (within SF) 415-781-2311
 All city services (outside SF) 415-781-1151
 SF District Attorney's Office 415-553-8944
 Data Victim Services Center 415-553-8944
 HCV Resources Database Team 415-553-7555
 City Attorney's Office 415-554-4100
 Code Enforcement 415-553-8568

Emergency Professionals Resources:
 Neighborhood Emergency Response Team (NERT) 415-576-2022
 Department of Emergency Management 415-553-3000
www.311.org

SAFE, a crime prevention education 501(c)3 non-profit, helps residents, police and community groups work together to create vibrant neighborhoods.

Everyone who lives, works and visits San Francisco has the right to be safe. SAFE provides educational services that empower San Franciscans with techniques to prevent crime.

To make a tax-deductible donation or learn more, visit us online at: sfsafe.org

850 Bryant Street, Room 135
 San Francisco, CA 94103
 415-553-1984
info@sfsafe.org



Sponsored in cooperation with the San Francisco Police Department



Residential Safety



Empowering Communities to Create a Safer San Francisco

sfsafe.org



Whether you live in a single family home, condo, or a large apartment complex in San Francisco, there are a number of ways you can keep your residence safe and secure. Working together as a community with your neighbors and building management can significantly improve your residential safety.

7 Residential Safety Tips



- 1 **Garage:** When entering or leaving the garage, watch to ensure door shuts completely. Lock stored bikes to a sturdy rack.
- 2 **Car:** Always lock your vehicle when parked in your garage and remove all valuables. Never leave garage door opener in your vehicle when parked outside your home.
- 3 **Spare Key:** Never hide spare keys. If you need to have a spare key available, leave it with a trusted neighbor.
- 4 **Door Buzzer:** When a visitor rings your bell, confirm who it is by intercom before you grant them access. Similarly, never let strangers follow you through the front door.
- 5 **Security Cameras & Alarm Systems:** Cost effective tools for preventing crime and identifying criminals.
- 6 **Light Timers:** Installing timers on the exterior of your residence is an effective and energy efficient way to deter criminal activity.
- 7 **Doors/Windows:** Always keep doors and windows locked.

Door and Window Safety

Doors:

- Should be made of solid wood or metal
- Have a single cylinder deadbolt lock and a 1-inch bolt
- Have a front door viewer or peep hole with a 180-degree range
- Clearly display unit number

Windows:

- Replace if glass is cracked and replace all damaged or missing locks
- Ground level windows should be burglary resistant: consider purchasing windows with reinforcement wire, laminate, or tempered glass
- Polycarbonate plastic or metal grates can be installed over existing ground level windows
- Windows above ground level are not considered secure: if used for ventilation, lock in position and keep open no more than 3 inches



San Francisco SAFE

Empowering Communities to Create a Safer San Francisco

- Neighborhood Watch
- Community Organizing
- Security Assessments
- Safety Education

sfsafe.org
 415-553-1984



Keep property in good repair. Maintain visibility to your neighbors for increased safety.



建築物內的安全訣竅

1. 在車庫、洗衣間、電梯、樓梯及走廊等地區時要保持警覺。
2. 公共區域應有充足照明並以白色或淺色漆粉刷。
3. 在電梯內，靠近樓層控制鈕的地方站立；若有人逼近，將所有樓層的按鈕按下。
4. 確保您的郵箱安全，以防身分遭到盜竊：只列出您的名字首字母和姓。

請造訪 sfsafe.org 網站，以了解如何加入或成立一個社區守望團體，或要求進行一項免費的住宅安全評估。

www.sfsafe.org

三藩市警察局長： 9-1-1 415-553-0123
警察 / 緊急情況 警察 (非緊急情況)

市區警署： 9-1-1 415-701-2311
所有市區警署 (三藩市外) 415-553-1751
三藩市地方檢察官辦公室 415-553-0944
警方錄取 (警署內) 415-553-1955
MOT (警察培訓及專業發展) 415-554-4700
市警培訓辦公室 415-556-6454
執法部門

緊急專線服務： 415-976-3022
犯罪調查及偵探 (ICET) 415-558-3800
緊急市民查詢部 www.SF72.AG

SAFE 是一個犯罪防治與侵入安全教育的 501(c)3 非營利組織，協助居民、警方和社區團體共同合作，創造充滿活力的鄰里。

在三藩市居住、工作以及來訪的每一個人都有人身安全的權利。SAFE 組織提供教育服務，培養三藩市市民各項防範犯罪的技能。

如要向本組織進行可抵稅捐款的捐款或希望進一步了解本組織，請造訪我們的網站：

sfsafe.org

850 Bryant Street, Room 135
San Francisco, CA 94103
415-553-1984
info@sfsafe.org



三藩市警察局聯合贊助



住宅安全



加強社區力量，創造一個更安全的三藩市

sfsafe.org



無論您住在三藩市的獨棟家庭住宅、共渡公寓 (康斗) 或大片公寓住房，您可以利用下述方法保持您住所的安全。和鄰居及建築物管理單位共同合作，發揮守望相助的精神，以大幅改善住宅安全。

7 個住宅安全訣竅



1. **車庫**：進入或離開車庫時，注意車庫門務必完全閉上。收納自行車時，請鎖在牢固的車架上。
2. **汽車**：停在車庫內的車子要鎖上，並帶走所有的貴重物品。將車停放在自家住宅外時切勿將車庫門遙控器留在車內。
3. **備用鑰匙**：切勿藏起備用鑰匙。如果您需要一把備用鑰匙，請將它交給可信任的鄰居保管。
4. **門鈴**：當有訪客按您的門鈴時，先用對講機確認來者何人後再讓其入內。同樣地，切勿讓陌生人跟隨您進過前門。
5. **監視攝影機和警報系統**：是防止犯罪和指認罪犯的高成本效益工具。
6. **燈光定時器**：在您住宅外部安裝定時器是一種遏止犯罪活動的有效且節能的方式。
7. **門 / 窗**：隨時保持門窗鎖上。

保持住宅良好的維修狀態。讓鄰居看得到您的住宅，以增加安全性。

門窗安全

門：

- 應以實心木或金屬材質製成
- 有一個單圈固定栓鎖和一個一英寸的螺絲
- 有一個視角涵蓋 180 度的前門觀看裝置或窺視孔
- 清楚顯示門牌號碼

窗：

- 如果窗戶玻璃有裂縫要更換，並且應更換所有缺損的鎖
- 地面樓層的窗戶應具有防盜功能：考慮購買含有強化金屬絲、層壓板或強化玻璃的窗戶
- 可在現有的地面樓層窗戶上加裝聚碳酸酯防盜膠或金屬材質的格柵
- 地面樓層以上的窗戶並不安全：如果用來通風，請將它鎖好並且不要打開超過 3 英寸



三藩市 SAFE 組織

加強社區力量，創造一個更安全的三藩市

- 鄰里守望巡邏隊
- 社區組織化
- 安全評估
- 安全教育

sfsafe.org
415-553-1984





PREVENT GARAGE DOOR BREAK-INS

Garages can sometimes be the most vulnerable area of the home and they are often the entry point most targeted by thieves because of the easy access to the home. Here are some tips to help secure your garage and protect it from theft.



ALWAYS CLOSE YOUR GARAGE DOOR

This may seem obvious, but just drive through any residential neighborhood and you'll likely see a few wide-open garage doors. This is an invitation to burglars and at the very least, you're allowing passersby to easily view the contents of your garage.



INSTALL MOTION-SENSITIVE LIGHTS

Homes and garages with poor exterior lighting become more appealing targets for burglars. Ensure all entry points are well-lit. Constant lighting supplemented by motion sensitive lighting is best.



REINFORCE THE GLASS ON THE GARAGE DOOR

Add vinyl adhesive to reinforce garage windows. You can also opt for a frosted or translucent glass design to allow sunlight in while obscuring contents inside.



DON'T LEAVE GARAGE DOOR REMOTE IN YOUR CAR

A garage door remote is basically another key into your home and thieves won't hesitate to use it if they find it. Opt to use a remote on a keychain.



INSTALL AN INTERIOR MANUAL GARAGE DOOR LOCK

When leaving on a vacation or for extended periods of time, disconnect automatic door motor and install a manual lock.



TIE EMERGENCY RELEASE CORD

Tying your emergency release cord into a small ball will make it more difficult to reach by thieves who manage to break the garage windows.



INSTALL SURVEILLANCE CAMERAS

There should be at least 1 exterior mounted camera facing the street and registered with the D.A.'s office.



SECURE ANY VALUABLES

Keep all tools in cabinet systems with locks and be sure to hang and lock any bicycles. As much as possible, try to avoid keeping valuable items in the garage or inside vehicles.



HAVE A QUALITY, FUNCTIONING GARAGE DOOR

Garage doors should be as secure, sturdy, and well-built as your front door and should remain in good condition and tight fitting. Deadbolts should also be added to the garage-to-house door.



INSTALL INTERIOR MAIL SLOT HOOD COVER

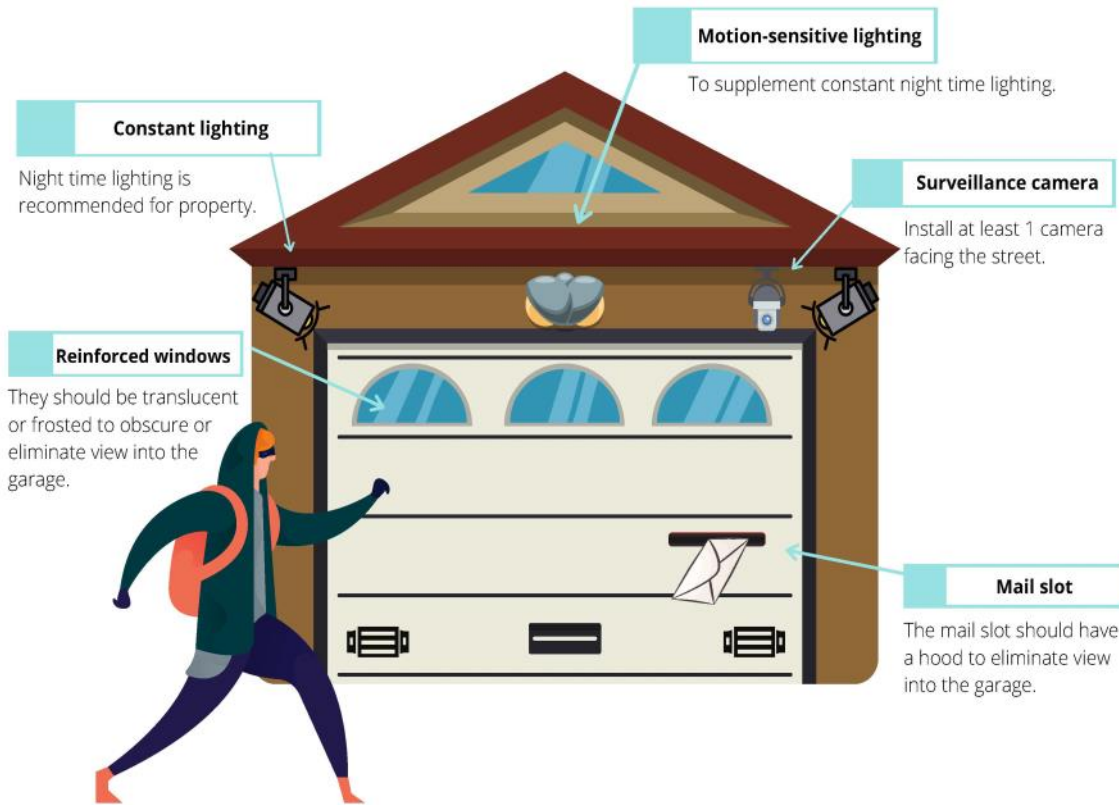
If the garage door is equipped with a mail slot, a hood cover will prevent any view into the garage and its contents, eliminating enticement to enter.

For additional information, please contact SF SAFE at (415) 553-1984 or visit sfsafe.org



PREVENT GARAGE DOOR BREAK-INS

ANATOMY OF A SAFE GARAGE



Your home is only as safe as its weakest entry point.

Your garage is an important part of your home and securing your garage is one of the most essential steps to securing your entire home. It is always recommended to regularly check and update your home's security system and safety measures.

For more information, please contact SF SAFE at (415) 553-1984 or visit sfsafe.org.



PACKAGE THEFT PREVENTION GUIDE

One rarely falls in love without being as much attracted to what is interestingly wrong with someone as what is objectively healthy

✉️ WON'T BE HOME?

Use the "Hold Package" option at USPS.com to have packages held at location post office for pick up. You can also arrange for neighborhoods to pick up any packages that might be delivered.

✉️ USE SPECIAL SERVICES

Use USPS special services like *Signature Confirmation* or *Registered Mail* to add a layer of security.

✉️ REQUEST NONDESCRIPT PACKAGING

When completing your online order, opt for packaging that conceals the item or select the 'gift' option to ensure package arrives in a plain box especially when ordering from a high-end store.

✉️ NETWORK WITH NEIGHBORS

Neighborhood groups on social media or community apps can provide a system for reporting suspicious activity. This is also a good way to keep your deliveries and neighborhood secure.

✉️ PORCH AREA VISIBILITY

Keep the porch area clear and visible. The more likely a would-be thief is to be seen, the more likely they are to choose another target.

✉️ CUSTOMIZE DELIVERIES

Customize deliveries by adding specific delivery instructions using USPS.com and your tracking number. You can also schedule packages to arrive when you are home or reroute packages.

✉️ DELIVER TO SECURE LOCATIONS

Send packages to secure locations such as Amazon Lockers, FedEx and UPS locations, P.O. Boxes, and local post office.

✉️ USE MODERN ALTERNATIVES

Take advantage of contemporary options like smart lockers, lockboxes, cameras, motion detection lighting, alarms like Package Guard, and services like Doorman.





YOUR BIKE HAS BEEN STOLEN. NOW WHAT?

Here's what you should do next to increase your chances of recovering your bike:

➔ File a Police Report

You can do this in one of three ways:

- Online at [sanfranciscopolice.org/reports](https://www.sanfranciscopolice.org/reports)
- Via phone by calling (415) 553-0123
- In person by going directly to your district police station

➔ Call or Email SF SAFE

Give us a call so we can list your bike as stolen on our database. You can reach us at (415) 553-1984 or info@sfsafe.org.

➔ Register

If you haven't done so already, register your bike at nonprofit bike registry, [bikeindex.org](https://www.bikeindex.org). If you are already registered, take action to flag your bike as stolen.



➔ Read Up

SF SAFE recommends reading "What to Do After Your Bike Has Been Stolen" on Medium. The article has a multitude of gems about where and how to post about your bike on social media to increase chances of recovering it.

➔ Create a Google Alert

By creating a Google alert for bikes being sold that match the make and model of your bike, you increase your chance of finding it.

➔ Don't Recover Your Bike Yourself

If you see your bike for sale on Craigslist or OfferUpNow.com, don't try to recover it yourself. Contact SFPD directly.

➔ Keep in Touch

If the police contact you to return your bike or if you recover it, please let us know! That way, SF SAFE can keep our files updated.



Visit www.sfsafe.org for more safety tips!

If you have any questions, please email safebikessf@sfsafe.org



SHARING THE ROAD WITH CYCLISTS

When it comes to safely sharing the road with cyclists, it's paramount for drivers to learn how to coexist.

➔ Share the Road

When out and about, drivers need to be ever-mindful of sharing the road with cyclists.

➔ Stay Off the Horn

Sudden honking might startle a cyclist and can cause them to swerve into traffic or off the road.

➔ Follow the 3 Foot Rule

Maintain a distance of 36 inches from cyclists whenever passing them. If possible, keep an even wider berth if there's bad weather or if in a higher speed limit zone.

➔ Mind Your Blind Spots

Drivers should double-check their mirrors when changing lanes, making turns, and especially before opening their car door after parking.

➔ Be Cautious with Kids

Kids can be unpredictable since their motor skills and decision-making faculties aren't fully developed. Be on alert when driving near schools and residential areas.

➔ Be Patient

Don't tailgate a cyclist. When you need to pass one, patiently wait until it's safe to do so.



Visit www.sfsafe.org for more safety tips!

If you have any questions, please email safebikessf@sfsafe.org

Park Smart!



Safe Habits to Adopt:



Turn off the ignition
Never leave your car running unattended



Keep your vehicle & tires in good condition
to prevent breakdowns—stranding you in a dark or unfamiliar place



Lock your doors
when you get in your car



See something, say something
If you see a motorist in distress, call 9-1-1 versus stopping to help



Clear your trunk
and take your valuables with you every time you leave your car



If you are being followed,
drive to the nearest police or fire station—a populated area is a good default



BART Riders- Do you know how to contact BART or BART PD for issues or incidents?



Your phone is smart.



Are you?

Protect your phone.

Don't use it near vehicle doors, during station stops or when exiting the station. If your cell is stolen, please notify BART Police or a BART Station Agent.

Follow these important safety tips to help protect your phone:

First and foremost, always be aware of your surroundings.

Before you arrive at the station...

- Register your device if possible
- Keep a detailed description of your phone that includes serial number, color and make
- Password protect your phone

At the station...

- Don't lend your phone to strangers
- Don't play devices too loudly
- Don't use your phone near train doors while boarding trains
- Don't use the phone while leaving the station
- Warn your travel companions to protect their phones too
- Make phone calls discretely to avoid the attention of would-be thieves

If your phone is stolen, please report it by calling BART Police at (510) 464-7000.

For emergencies, call 911.

Keep an eye out



for suspicious behavior.

We count on your help to report crimes, suspicious behavior or items in BART stations, trains and parking lots. Use these simple tips to give BART police officers the information they need to do their job effectively.

If you witness a crime or think you see a suspicious behavior or item:

- Call BART Police immediately at 1-877-679-7000, or if you are onboard a train, use the intercom located at the end of the car to call the Train Operator.
- Provide as much detail as possible about the incident or activity: what, where and when it happened, who was there, and any vehicle information you can recall.
- If you are a witness to a crime, make sure you are safe before calling BART Police. Tell them where to find you and wait for police to contact you.
- Never follow a suspect away from the crime scene.
- If you think an unattended item is suspicious, ask yourself if it is H.O.T.: Hidden, Obviously suspicious and not Typical for the location.

Some things to remember when describing a person:

- Gender, height, weight, skin color, hair color/style, clothing color/style and any unique marks like tattoos or scars.

How to describe a vehicle:

- License plate number, make, model, year (estimate), color, body description.

Call BART Police toll-free at 1-877-679-7000.

For emergencies, call 911.





How to Describe a Suspect

Providing a detailed description of a criminal suspect can help solve crimes in San Francisco. Suspects can easily change their appearance with a hat, jacket or glasses. It is important to be mindful of unique characteristics such as body markings, tattoos, shoes and specific clothing markings, like logos.

Note the Following Unique Characteristics:

Race _____ Sex _____ Age _____ Height _____ Weight _____

Hair _____ Eyes _____ Complexion _____

- Physical Characteristics (slight or heavy build, scars, marks, tattoos, manner of walk, mustache, glasses) _____
- Clothing (type and color, logos or brand names, shoes, jewelry, accessories) _____
- Weapon (type of weapon used by the suspect: rifle, shotgun, automatic, revolver, knife) _____
- Remarks (note anything the suspect says, accent, any names used) _____
- Means of Escape (vehicle or foot, license plate number, year, make, model, color, traveling in which direction) _____

If it's safe, take a photo of the suspect, vehicle, license plate number, etc.

What to Do During an Emergency



How to Call 911 in an Emergency

- Remain Calm and **Dial 911** Immediately
 - **WHEN** to Dial 911
 - If a crime is posing an immediate threat to you or others
 - If there is a medical emergency
 - If the incident is in progress
 - If the incident just occurred and you know where the suspect is
- State the following information:
 - **WHERE** the incident is happening and **WHAT** is occurring, for example: *"I'm at 1234 Market Street and I've just been robbed"*
 - Tell the operator if you are in immediate danger or are being threatened
 - Be **brief, clear** and **accurate**
- As long as it is safe, stay on the line and answer the operator's questions
- Describe each suspect separately from head to toe (*see more information on the back of this card*)

Other Methods of Reporting

- To file a report online, visit sanfranciscopolice.org/Reports
- For TTY users, pressing the space bar every few seconds will help your call be recognized faster
- For non-emergency reporting, dial 311 or 415-553-0123 within SF or 415-701-2311 outside SF
- To call SFPD dispatch directly, dial 415-553-8090

When in doubt, call 911



SAN FRANCISCO POLICE DEPARTMENT



Auxiliary Law Enforcement Response Team

A.L.E.R.T.



Are you someone who is interested in disaster preparedness and wants to help out your community while working hand in hand with Law Enforcement? If so, then the ALERT program is for you!



What is the ALERT Program?

The San Francisco Police Department Auxiliary Law Enforcement Response Team (ALERT) is a volunteer civilian disaster preparedness program. The ALERT program trains members of the public to assist Law Enforcement in various tasks after a major disaster, and in other identified non-disaster activities throughout the year.

Volunteers must be at least 16 years of age and must live, work, or attend school in San Francisco. ALERT volunteers must pass a basic DOJ/FBI background check and complete two, 8-hour classes to graduate.

Active members must participate in one 4-hour drill in each calendar year to remain active but may also donate more time during various Station support and outreach activities throughout the year. ALERT members have many opportunities to work alongside Officers and to support the community throughout the year.

Day #1 Class

- Introduction to ALERT
- The Law
- Deployment Protocols
- Traffic Control
- Radio Communications

Day #2 Class

- Conflict Resolution
- Medical Assistance
- Missing Person Search
- Patrolling & Site Protection
- Graduation

2020 NEW VOLUNTEER CLASS SCHEDULE

All classes are suspended at this time as ALERT is currently deployed as part of the COVID-19 DSW Operation.

Stay Home, Save Lives. Thank You!

How To Join ALERT

Contact **Lt. Marina Chacon** (SFPD Retired)

ALERT Program Coordinator

Phone: **415-558-5545**

E-mail: sfpdalert@sfgov.org



Web: www.sf-police.org/alert

Facebook: www.facebook.com/sfpdalert

San Francisco
District Attorney's
Office
Victim Services Division



Tel: 628-652-4100
Email: victimservices@sfgov.org
Web: sfdistrictattorney.org

In accordance with the City of San Francisco Shelter-in-Place Order No. C19-07b we are **ONLY** providing services **remotely through calls, texts and emails**

Hour of Operation During Shelter in Place

Monday through Friday 8:30am to 4:30pm

After Hours Assistance: Call 3-1-1

For Emergencies: Call 9-1-1



Trained Victim Advocates are available five days a week to provide victims of violent crime:

- Crisis support services and safety planning
- Guidance navigating the criminal justice system
- Referrals to local resources and services
- Assistance with victim impact statements
- Crime prevention information
- Restitution

If you have been the victim of a violent crime in San Francisco, you **MAY** be eligible for California Crime Victim Compensation including:

- Medical and dental treatment
- Mental health services
- Income loss
- Funeral and burial expenses
- Loss of support for dependents
- Home or vehicle modifications
- Home security
- Relocation
- Crime scene cleanup



Victim Services Division 350 Rhode Island 400 R North Building San Francisco, California 94103

If there is an Emergency Call 911 immediately!!



San Francisco Police Department
Both in Cantonese, Mandarin and English

Anonymous Tip-Line
415-558-5588

If you have witness or have important information on a serious crime. Call SFPD right away using this special direct line. Your Identity WILL NOT be revealed!

1245 3RD STREET SF, CA 94158
email: SFPDCLU@SFGOV.ORG
www.sanfranciscopolice.org

*Supported by
The Asian Pacific Islander Public Affairs
San Francisco Chapter*

如果有緊急情況，請立即撥打911



舊金山警察局 粵語，普通話和英語

匿名電話專線

415-558-5588

如果你目睹案發經過或有任何線索提供，請盡快聯繫三藩市警察專線，你的個人資料將會保密。

1245 3RD STREET SF, CA 94158
email: SFPDCLU@SFGOV.ORG
www.sanfranciscopolice.org

*Supported by
The Asian Pacific Islander Public Affairs
San Francisco Chapter*

SFPD Community Survey



The San Francisco Police Department is committed to excellence in law enforcement and is dedicated to the people, traditions and diversity of our City. Our mission is to provide service with understanding, response with compassion, performance with integrity and law enforcement with vision.

As part of our ongoing outreach to engage with the community and measure our success, the Department has created a community survey link to obtain valuable community feedback for our community events and programs, which will assist the Department in the development of our strategies to meet the needs of the community. If you have recently attended or participated in an event or program hosted by the Department (such as Coffee with a Cop, National Night Out, ALERT program, Youth Summer program, Community Academy or Town Hall Meeting), and have feedback regarding the event or program you attended, please take some time to fill out our community survey.

The Department has also developed a Foot Beat/Bike Patrol survey to gather valuable community feedback on the effectiveness of the Foot Beat/Bicycle Patrol, as it relates to community policing and crime strategies and an Implicit Bias survey to measure progress in the Department's commitment to impartial policing and procedural justice. Please take the time to fill out the Foot Beat/Bicycle and Implicit Bias surveys. If you have already filled out a survey, thank you! Your response will help SFPD better serve our City and continue to support our community through Safety with Respect.

To take our surveys, please visit: <https://www.sanfranciscopolice.org/surveys>



Police Commendation

Everyone appreciates a compliment! There are several ways you can offer a compliment to our officers and civilian workers for a job well done:

- You can email the Captain of the station in your neighborhood. To find your Captain, visit our [Stations](#) page.
- You can contact the department's Community Engagement Division, at: sfpdcommunityrelations@sfgov.org.
- You can also write to or email Chief William Scott:

San Francisco Police Headquarters, Chief's Office
 1245 3rd Street, 6th Floor
 San Francisco, CA 94158
SFPDChief@sfgov.org

Police Complaint

How you can file a complaint:

The San Francisco Police Department is committed to ensuring that all of our officers and civilian staff provide unbiased, quality service to our City's diverse communities. Toward that goal, the SFPD and the City of San Francisco provide several ways to file a complaint.

The Department of Police Accountability is charged with impartially investigating complaints against SFPD officers and making policy recommendations regarding police practices. You can also call the DPA at 1-415-241-7711 (the TTY line is 1-415-241-7770) or visit the Department of Police Accountability website to file a complaint at <https://sfgov.org/dpa/>.

The DPA is located at 1 South Van Ness, 8th Floor, San Francisco, CA 94103

You may also contact a department supervisor at any SFPD police station. [Each station](#) is open 24 hours a day. SFPD personnel are required to receive complaints courteously and to assist you with filing them.

Please be aware that:

- The [San Francisco Police Commission](#) investigates all complaints forwarded by the DPA and makes recommendations for discipline by the Chief of Police.
- For information about our conduct, complaint and disciplinary process, please view these Department General Orders:
 - [DGO 2.01 General Rules of Conduct](#)
 - [DGO 2.04 Citizen Complaints Against Officers](#)
 - [DGO 2.05 Citizen Complaints Against Non-Sworn Members](#)
 - [DGO 2.07 Discipline Process For Sworn Officers](#)



DEPARTMENT BULLETIN

A
17-013
01/18/2017

Rights and Responsibilities under California Whistleblower Laws (Re-issue DB 12-028)

The existing Whistleblower Law (California Labor Code Section 1102.5, et seq.) prohibits employers from preventing an employee from disclosing violations of a state or federal statute, or a violation or noncompliance with a state or federal regulation to a government or law enforcement agency, or from retaliating against an employee who makes a disclosure. A violation is punishable as a misdemeanor.

The law extends protections to employees who report a violation of a state or federal statute, or a violation of or noncompliance with a state or federal rule or regulation, or who exercised these rights in former employment.

The law prohibits an employer from retaliating against an employee for exercising any of these rights, including those provided under existing law, provides an additional civil penalty for violations, and establishes the evidentiary burdens of the parties participating in a civil action or administrative hearing involving an alleged violation.

The law also established a "Whistleblower Hotline" within the Attorney General's office. The Hotline Number is 1-800-952-5665. Calls made to the hotline will be reviewed and forwarded to the appropriate government authority.


TONEY D. CHAPLIN
Interim Chief of Police

Per DB 15-141, both sworn and non-sworn members are required to electronically acknowledge this Department Bulletin in HRMS.



Everyone deserves to be treated fairly.

SFPD officers undergo Implicit Bias & Procedural Justice training.

Our goal is ensure fair, impartial community policing.

We're dedicated to providing *Safety With Respect for All.*

Learn about our ongoing efforts to eliminate bias and increase accountability at [sanfranciscopolice.org/bias-free](https://www.sanfranciscopolice.org/bias-free).



每個人都應該得到公平的對待。

SFPD
官員接受不偏不倚的程序及正義
培訓。我們的目標是確保公平
公正的警務。

我們致力提供所有安全及尊重。

想了解更多地消除偏見並增加問責制，
請上網到我們的網站 [sanfranciscopolice.org/bias-free](https://www.sanfranciscopolice.org/bias-free)。



Todos merecemos ser tratados con justicia.

Los oficiales de SFPD se someten a entrenamiento de imparcialidad y justicia procesal.

Nuestro objetivo es garantizar policía comunitaria justa y imparcial.

Estamos dedicados a brindar seguridad con respeto para todos.

Conozca nuestros esfuerzos para eliminar el sesgo y elevar la responsabilidad en: [sanfranciscopolice.org/bias-free](https://www.sanfranciscopolice.org/bias-free).

San Francisco Police Activities League



We offer the following programs to SF youth:

- Fishing
- Flag Football
- SFPAL 49ers Football & Cheer
- Jiu-jitsu
- CrossFit
- Law Enforcement Cadets
- Virtual Chess
- Virtual Art

Building Community through Youth Sports and Healthy Activities



For More information or registration visit our website @ sfpal.org



SFPAL
PO Box 31114
San Francisco, CA 94131

NOW'S THE TIME

JOIN THE SFPD

GO TO SFPDCAREERS.COM





Join the SFPD – and be part of San Francisco's finest!

San Francisco is a world-class city with a world-class police force. From Alseman's Wharf to Golden Gate Park and from Nob Hill to the Tenderloin, whether we're on foot patrol, horseback, or in squad cars, investigating felonies, responding to emergencies or leading classes on public safety, we're working with you to help keep our community safe.

"The San Francisco Police Department offers qualified men and women the opportunity to make a positive difference in our citizens' daily lives. I encourage you to apply today to see how you can become one of San Francisco's finest."

—Chief William Scott

Applying is easy!

We are accepting Entry Level (Q-2) Police Officer applications. To apply please follow the 2-step process:




1. Apply with the City and County of San Francisco at www.jobaps.com/sf (Entry Level (Q-2) Police Officer)
2. Go to www.nationaltestingnetwork.com, choose law enforcement and register to take the San Francisco Police Department's Written Examination*.

*As part of this process, you will need to establish an account with NTN. A fee is required to take the written examination. Candidates with demonstrated financial hardship may submit a request to have the fee waived prior to test registration. See "Candidate FAQ #27" on the NTN website (<https://nationaltestingnetwork.com/publicsafetyjobs/faqs.cfm>) to learn more on how to apply for a fee waiver.

Have Questions? Contact the San Francisco Police Department Recruitment Unit

1245 3rd Street, 5th Floor, San Francisco, CA 94158
 Phone: 415-837-7270
 Fax: 415-575-6095

 joinsfpd@sfgov.org

   @SFPDRecruitment

The San Francisco Police Department values diversity in its workforce, and is committed to fair and equal treatment of all applicants for employment. Discrimination on the basis of sex, race, religion, color, national origin, ancestry, disability, medical condition, marital status, sexual orientation, or other protected categories is prohibited and unlawful.

| | |
|---|---|
| EMERGENCY: | 911 |
| Non-Emergency: | 553-0123 |
| Cell Phone 911: | 553-8090 |
| Local City Services: (DPW, DPT, HOT, Etc.) | 311 |
| Ingleside Station: | 404-4000 |
| Captain Nicole Jones | 404-4030 Nicole.h.Jones@sfgov.org |
| S.F. S.A.F.E. | sfsafe.org 553-1984 |
| Website: | www.sanfranciscopolice.org/ stations/ingleside-station |
| Victim Services | (628) 652-4100 |
| Chinese Tip Line/ Blessing Scam Hotline: | 404-4040 – Helen Jiang (Station Clerk) |
| Property Crimes | 404-4044 |
| Text a Tip: | 847411 (Tip 411) |
| SFPD Tip Line: (Translators Available) | 575-4444 |
| Graffiti Abatement: | 850-6951 |
| Permits/ Events/ Code Abatement: | 404-4023 – Officer Brandt, Officer- Phillips, Officer Najarro and Officer Trujillo |
| Deputy City Attorney | 554-3970- Megan Ryan Megan.Ryan@sfcityatty.org |
| Deputy District Attorney: | TBD |
| City Attorney Code En- forcement Tip line: | 554-3977 |
| Dept. of Parking & Traffic | 553-1943 |
| DPW Dispatch | 695-2020 |



We, the members of the San Francisco Police Department, are committed to creating a safe, healthy, and vibrant community. Our spirit and work is guided by a guardian mindset, and we recognize that our role as protectors is rooted in empathy, understanding, and mutual respect. We partner and engage with community members and organizations to collaboratively identify and problem-solve local challenges and increase safety for residents, visitors, and officers. All members of the Department embody these values, and in doing so, strive to earn the community's trust, support, and confidence.

