



Taraval Station Newsletter Mini Updates



Community Members,

In this issue, you will find information on events that are happening in our district and around the city. This issue also contains the current crime statistics for robbery, burglary and auto burglary.

If you are reporting a crime in progress, dial 9-1-1. Also, call 9-1-1 to report fires, medical emergencies and any emergencies related to public safety.

To report a non-emergency incident (a crime that has already occurred and the suspects are gone) please call the SFPD non-emergency phone number at 415-553-0123 to have an Officer dispatched to meet with you.

You may also go to any SFPD district station to make a report or go to

<https://sanfranciscopolice.org/reportS>



Captain Nicholas Rainsford

Commanding Officer

Taraval Station



Next Community Meeting:

Tue., Feb. 19, 2019
6:00 pm - 7:00 pm

Taraval Station Community Room

Thank you for subscribing to our Newsletter.

Please follow us on:

Twitter:

@SFPDTaraval

Website: <http://www.taraval.org>



Inside this issue:

Page:


- 1 - Newsletter
- 2 - Crime Prevention Tips - Burglary
- 4 - SF SAFE "Helping us Help You"
- 5 - Heating Safety
- 6 - Coffee with A Cop
- 7 - Senior Power
- 8 - Dash & Splash
- 9 - Previous Weeks Notable Incidents
- 12 - Crime Maps (Feb. 1 - 6)
- 15 - Crime Maps (Jan. 1 - 31)
- 18 - Definition of certain scams
- 19 - Definition of Suspicious Activity
- 20 - Definition of Community Policing
- 21 - Make the Right Call
- 22 - Join SFPD
- 23 - Your Feedback
- 24 - Taraval Phone List



Crime Prevention Tips – Burglary

Be a good neighbor! One of the most important things you can do is to call the police and report a crime or any suspicious activity. To keep our communities safe, you can help by being the eyes of your neighborhood. If you observe a crime or any activity that is not normal for the area, please call the police. Our non emergency number is (415) 553-0123. If there is an emergency, please call 9-1-1 immediately.

When making your call, please provide as much information and as many details as possible. Please refer to our picture below for the examples of information and descriptions that would be the most helpful. Remember, you can always remain anonymous!



DESCRIPTION INFORMATION

Race _____ Sex _____ Age _____ Height _____

Weight _____ Hair _____ Eyes _____ Complexion _____

Physical Characteristics (describe whether slight or heavy build, scars, marks, tattoos, manner of walk, mustache, glasses)

Clothing (type and color, logos or brand names, use picture as a guide)

Weapons (what kind of weapon, rifle, shotgun, automatic, revolver, knife etc. Used by the suspect)

Remarks (note anything the suspects says, accent, any names used)

Means of Escape- Vehicle or Foot (license number, year, make, model, Color, which direction)

REV 05/05

Stay Safe! Protect yourself from burglaries:

- Light up your residence, lock your doors at all times and call the Police when you see something suspicious or out of character.
 - Make your home look occupied and make it difficult to break in such as keeping all your outside doors locked.
 - Double check that all outside doors and windows are locked and secured before you leave the house or go to bed. Even if it is for a short time, lock your doors and make it a habit!
 - Leave lights on when you go out. If you are going to be away for a length of time, connect a few lamps to automatic timers and set them to automatically turn on and off during the day and evenings.
 - Keep your garage door closed and locked. Also lock any doors that lead from the garage to the main part of the house. Don't leave garage door openers in your vehicle.
 - Don't allow daily deliveries of mail, newspapers or flyers build up while you are away. Arrange with the Post Office to hold your mail, or arrange for a friend or neighbor to take them regularly.
 - Routinely check your locks on the doors and windows and replace them with secure devices as necessary.
 - Pushbutton locks on doorknobs are easy for burglars to open. Be extra safe and install deadbolt locks on all your outside doors.
 - Sliding glass doors are vulnerable! Look into getting special locks for better security.
 - Windows may need better locks. Check with a locksmith or hardware store for alternatives.
- Don't forget to secure the backyard area, especially if your house is on the corner and open to public access.

Continue next page



Continued from previous page.

Don't Tempt a Thief:

- Items are best left out of sight and stored indoors. Things such as lawn mowers, barbecues and bicycles are often tempting targets of theft.
- Always lock your garden sheds, garages, and any doors that lead to and from the backyard.
- Use curtains on garage and basement windows as well as other area where suspects can look in and spy on you.
- Never leave notes on your door such as "Leave Package..." for deliveries which would indicate that you aren't home.

Locks...Get the Best:

- No lock, regardless of its quality, can be truly effective. Key-in dead bolt locks provide minimum security. Ask a locksmith for advice on your situation. It is also very important to check how sturdy your door sill is, as they may need additional reinforcement. When doors are forced open, such as being kicked, it's the door sill that often gives way.
- Change locks immediately if your keys are unaccounted for such as being lost or stolen. It's also best to change your locks if you're moving into a new home.

Securing Outside:

- Have adequate exterior lighting. A motion-sensitive light is recommended for backyards.
- Trim trees and shrubs so that they cannot be used as hiding places for intruders.
- Make sure your door hinges are on the inside.
- Security Cameras: Make sure you hide the recording unit or subscribe to a service.

Windows:

- Most windows can be pinned for security.

Alarms:

- An alarm and/or surveillance system is excellent for home security. It provides peace of mind to homeowners, especially while on vacation. There are a wide variety of alarm systems on the market.
- Make several inquiries to different companies for the best security system available to you.
- **If you have a home alarm system, use it!** *Activate your alarm system* — Alarm systems are only useful when you remember to activate them. Many individuals have alarm systems but do not arm them because it is inconvenient. Many burglars know this and will not be deterred by a window sticker or sign indicating that the home has an alarm system.

If Your Home Is Broken Into:

- Do not enter – the perpetrator may still be inside.
- Use a neighbor's phone to call police.
- Do not touch anything or clean up until the police have inspected for evidence.
- Write down the license plate numbers of any unfamiliar or suspicious vehicles.
- Note the descriptions of any suspicious persons.
- Find a safe place to wait for the police to arrive and investigate.

Other precautions you should take:

- Never leave keys under doormats, flowerpots, mailboxes or other "secret" hiding places — burglars know where to look for hidden keys.
- Keep a detailed inventory of your valuable possessions! Include a description of the items, date of purchase, original value, serial numbers and keep a copy in a safe place away from home — this is also a good precaution in case of fires or other disasters. Make a photographic or video record of valuable objects, heirlooms and antiques. Your insurance company can provide assistance in making and keeping your inventory.
- Be a good neighbor. If you notice anything suspicious in your neighborhood, call 9-1-1 immediately.
- Mark your valuables with your driver's license number with an engraver. Marked items are harder for a burglar to dispose of and easier for police to recover.

Form a Neighborhood Watch Group. We can help you work with your neighbors to improve security and reduce risk of burglary.



Request For Service Form: Helping us Help You

<https://sfsafe.org/request-for-services-form-helping-us-help-you/>

If you find yourself visiting SF SAFE's website during your online wanderings, you'll see a message on our homepage in big, sprawling letters: "To request any of SAFE's services, fill out the following form."

As it turns out, this "Request for Services" form is quite important.

You see, here at SF SAFE, we offer a variety of free services to community members as part of our aim of empowering communities to create a safer San Francisco. These services span the gamut from organizing Neighborhood Watch Groups to offering intergenerational personal safety services to providing home and business security assessments to overseeing urban communities and youth leadership initiatives to administering a SAFE BIKES program and more.

This takes us back to the form.

To receive any of our free services, it's important to fill out our website form. And not just fill it out, but fill it out completely.

Much of the form's fields are easily completed, such as name, organization, phone, email, address, how you heard about us, the type of service you want, etc.

But the part of the form that often gets overlooked is selecting a "Police District" and "Supervisor District" from the drop down menu.

We know, we know...It's not a crime against humanity, but filling out those sections—not to mention the entire form completely—helps us help you in the long run, especially if we need to connect you to the San Francisco Police Department (SFPD) or a supervisor.

As we look to continually update our online communications so that they're 21 century compliant, we'll also be adding new sections to the form asking for the name of your local Neighborhood Watch Group.

Ultimately, it's all about a safer San Francisco.

"At SF SAFE, our goal is to help equip our local community members with the tools they need to stay safe," said SF SAFE Executive Director Kyra Worthy. "To achieve that goal, we need all the pertinent info at our fingertips so that we can partner with the right entities to deliver the services needed to achieve a safer community for us all. It starts with full completion of the Request for Services form."

We encourage you to check out our website, array of services, and of course, the aforementioned Request for Services form so that you can start benefiting from SF SAFE's resources today.

-Kathy Chouteau



Heating Safety

There is something about the winter months and curling up with a good book by the fireplace. But did you know that heating equipment is a leading cause of home fire deaths? With a few simple safety tips and precautions you can prevent most heating fires from happening.

BE WARM AND SAFE THIS WINTER!

- »»» Keep anything that can burn at least three-feet away from heating equipment, like the furnace, fireplace, wood stove, or portable space heater.
- »»» Have a three-foot "kid-free zone" around open fires and space heaters.
- »»» Never use your oven to heat your home.
- »»» Have a qualified professional install stationary space heating equipment, water heaters or central heating equipment according to the local codes and manufacturer's instructions.
- »»» Have heating equipment and chimneys cleaned and inspected every year by a qualified professional.
- »»» Remember to turn portable heaters off when leaving the room or going to bed.
- »»» Always use the right kind of fuel, specified by the manufacturer, for fuel burning space heaters.
- »»» Make sure the fireplace has a sturdy screen to stop sparks from flying into the room. Ashes should be cool before putting them in a metal container. Keep the container a safe distance away from your home.
- »»» Test smoke alarms monthly.



Heating Equipment Smarts

Install wood burning stoves following manufacturer's instructions or have a professional do the installation. All fuel-burning equipment should be vented to the outside to avoid carbon monoxide (CO) poisoning.

Install and maintain CO alarms to avoid the risk of CO poisoning. If you **smell** gas in your gas heater, do not light the appliance. Leave the home immediately and call your local fire department or gas company.



FACT

Half of home heating fires are reported during the months of **December, January, and February.**



Your Source for SAFETY Information

NFPA Public Education Division • 1 Batterymarch Park, Quincy, MA 02169

www.nfpa.org/education



TARAVAL STATION



**Wednesday
February 13,
2019
9:00AM – 11:00 AM**



JAVA BEACH
Cafe
SF ORIGINAL | SINCE 1903

**1396 La Playa St /
Judah St**

**JOIN YOUR TARAVAL DISTRICT
OFFICERS FOR COFFEE AND
CONVERSATION!**

No agenda or speeches, just a chance to ask questions, voice concerns, and get to know the officers in your neighborhood!

**SAN FRANCISCO
POLICE DEPARTMENT**





SENIOR POWER !

FEBRUARY MEETING: "Aging with Pets" FREE/ *EVERYONE WELCOME*



Are you a senior? Living with or caring for a senior? Have a senior in your life? Please join us for a free community meeting to socialize, meet neighbors & practice Qigong. Take home recipes for healthy eating. **Listen to Guest Speaker: Lisa Dossey, SPCA trained educator discuss caring for senior pets as you age together.** **Raffle prizes will be given.**

Thursday February 14, 2019 @ 10AM Taraval Police Station, 2345 24th Ave (& Taraval), San Francisco

Contact: M. Graf @ opoygan1@yahoo.com or 415 652 4751



Join SFPD at the Dash & Splash

Info from <https://specialolympics.com>

Saturday, February 23 @ San Francisco's Aquatic Park
Plunge with a Purpose

Hop, skip, run or jump into the chilly waters of the Bay Area for our amazing Special Olympics athletes. Whether you're a brave soul or a chicken, we invite you to join us as we Plunge with a Purpose - to encourage inclusion and change the way that people think about and treat individuals with intellectual disabilities.

Funds raised from the Polar Plunge will help us continue to create change in our communities and enhance the lives of children and adults with intellectual disabilities through sports. Join the fun and make a difference!

UNITED AIRLINES
DASH & SPLASH
SAN FRANCISCO FEBRUARY 23, 2019


Register Now @
SFPolarPlunge.com

- 1. Register Today**
Register online as an individual or join/start a team.
- 2. Fundraise**
Fundraise through friends, family, coworkers, and social media. Ask everyone to sponsor you.
- 3. Run and/or Polar Plunge**
Run the 5k before you Plunge into frigid waters in support of the athletes of Special Olympics. Dress in costume with a team and embrace the spirit of this one-of-a-kind event.

  SONorCal







SAN FRANCISCO **FEBRUARY 23, 2019**



UNITED AIRLINES

DASH & SPLASH

Aquatic Park
SFPolarPlunge.com

Benefiting    



Previous Weeks Notable Incidents

*** Not all crimes are reported in the daily report, Address shown are the "Unit Block" where the incident took place.

Daily Crime Report :: Sun – Jan 27, 2019

No notable incidents for this day. Go to <http://www.taraval.org/?p=14535>

Daily Crime Report :: Mon – Jan 28, 2019

Traffic Violation – False Registration – Cited

7:53 pm

19th Ave & Noriega St

Officers were in the area when a vehicle suddenly cut them off. The officers conducted a traffic stop and a computer check revealed that the vehicle's registration had expired despite a current registration sticker affixed to the license plate. The driver stated that he did not know why the registration was expired. **The driver was cited.**

Daily Crime Report :: Tue – Jan 29, 2019

Traffic Violation – No Driver's License – Cited

8:32 pm

Sunset Blvd & Wawona St

Officers were patrolling in the area and observed a vehicle with an expired registration sticker. The officers conducted a traffic stop and a computer check on the driver revealed that her license had also been expired since September 2018. **The driver was cited.**

Daily Crime Report :: Wed – Jan 30, 2019

8:43 am

Junipero Serra Blvd & Holloway Ave

Officers responded to a report of an injury during a vehicle accident. A computer check on both parties revealed that one party did not have a valid driver's license and also had a previous citation for driving without a license. **The driver was cited.**

Theft of a Bicycle – Probation Violation – Arrested

2:12 pm

Judah St & 48th Ave

Officers were conducting surveillance on a bicycle anti-theft operation and observed the suspect scrutinizing an unattended bicycle as he passed by. The suspect then doubled back and took control of the bicycle and walking away with it. The officers made contact and detained the suspect. The suspect stated that he thought the bicycle was free. A computer check on the suspect revealed he was on probation for theft. After further investigation, **the suspect was arrested.**

Daily Crime Report :: Thu – Jan 31, 2019

No notable incidents for this day. Go to <http://www.taraval.org/?p=14618>



Notable Incidents (Cont.)

Daily Crime Report :: Fri – Feb 01, 2019

Traffic Violation – Suspended Driver's License – Warrant Arrest – Arrested

8:56 am

19th Ave & Vicente St

Officers were on patrol and observed a vehicle with an expired registration tab. A computer check confirmed that the vehicle's registration had been expired since April 2018. The officers conducted a traffic stop and a computer check on the driver revealed that her license had been suspended and that she had an arrest warrant from San Mateo and Santa Clara. **The driver was arrested.**

Traffic Violation – Suspended Driver's License – Warrant Arrest – Arrested

3:02 pm

34th Ave & Kirkham St

Officers responded to assist Sonoma County's Office of Child Support and received information on a suspect with an arrest warrant. The officers successfully located the suspect, who was driving and talking on a cell phone. The officers conducted a traffic stop and a computer check confirmed the suspect's arrest warrant and also revealed that the suspect's license had also been suspended. **The suspect was arrested.**

Shoplifting – Warrant Arrest – Arrested

9:00 pm

200 Winston Dr

Officers responded to a report of an incident of shoplifting with the suspect being detained by a witness. The witness, a loss prevention agent, stated that the suspect had tried to leave the store with stolen items. Responding officers conducted a computer check on the suspect which revealed that the suspect had a warrant for his arrest out of South San Francisco. **The suspect was arrested.**

Discharging a Firearm – Arrested

12:29 am

Broad St & Plymouth Ave

Officers responded to a report of shots being fired in the area. Responding officers located a vehicle with two suspects still inside and made contact with them. While speaking to the suspects, the officers observed numerous open bottles of alcohol inside the vehicle and a handgun on the floor of the vehicle. The officers detained the two suspects and also located two more suspects that were originally with the first two suspects. The officers were unable to locate any victims or damages made by the handgun. After further investigations, **the four suspects were arrested.**

Exhibiting Weapon – Arrested

9:59 pm

1600 Ocean Ave

Officers responded to a report of a suspect with a gun. The witness stated that the suspect was observed with the handle of a gun outside the waistband of his pants. Responding officers located the suspect, who was in possession of a gun. After further investigation, the gun was determined to be a B.B. gun and the **suspect was cited.**



Notable Incidents (Cont.)

Daily Crime Report :: Sat – Feb 02, 2019

Warrant Arrest – Arrested

5:01 pm

Taraval St & 40th Ave

Officers responded to a report of a suspect attempting to burglarize a shop and was given the description of the suspect by a witness. Responding officers located the suspect and a computer check revealed an arrest warrant for the suspect. A search of the shop did not reveal any damages. **The suspect was arrested.**

See More

Daily Crime Reports

Do you want to know what happens daily in the District?

Read more at <http://www.taraval.org/?cat=14>

Note: Not all crimes are reported

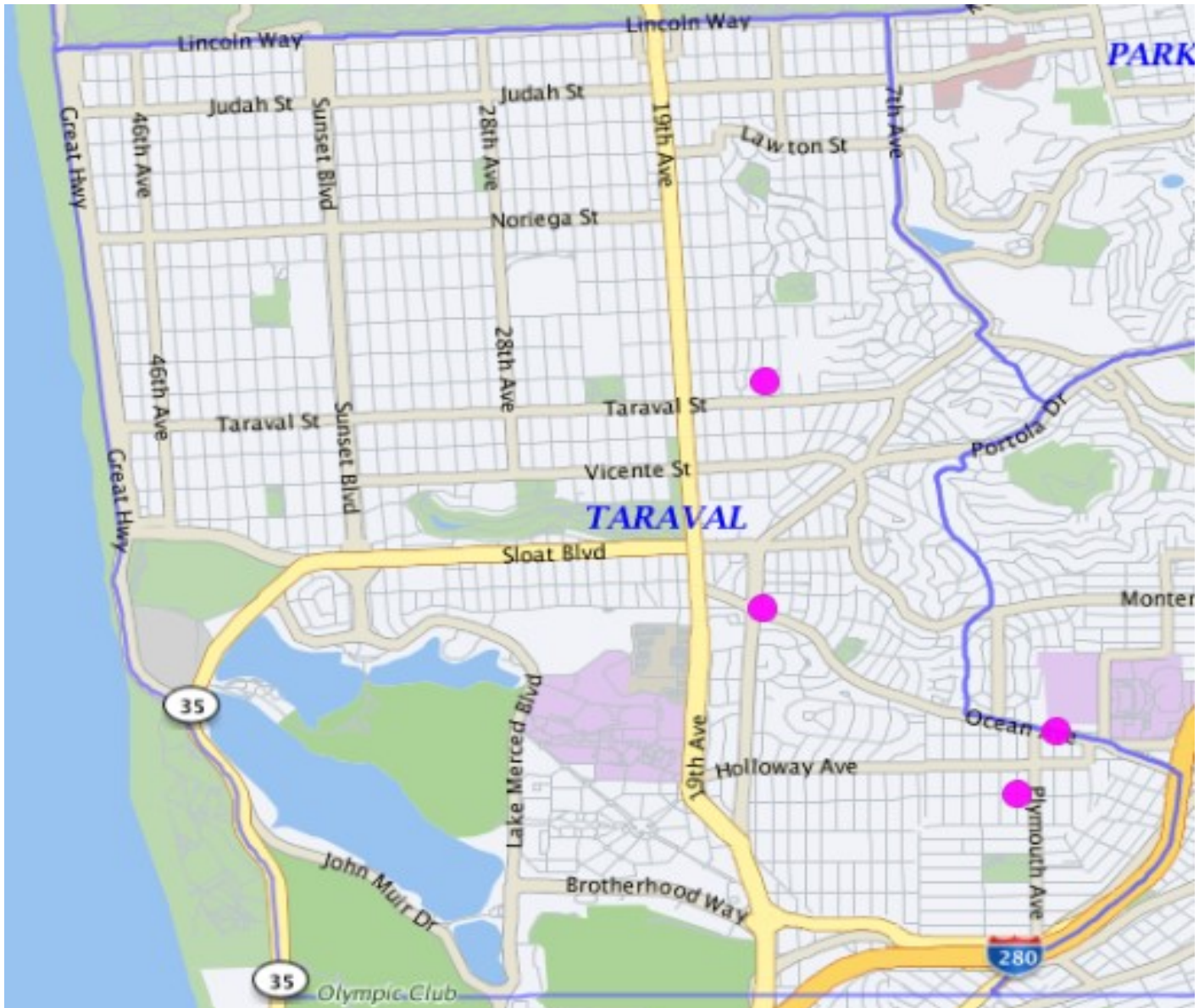


TARAVAL STATION



Burglary 02/01/19 – 02/06/19

BURGLARY	Attempted Forcible Entry	2
	Forcible Entry	2
	Unlawful Entry - No force	0
		4



If the dots does not add up to the number, there may be multiple incidents with the same address.

*Note: The map accurately reflects the information available at the time of preparation. Numbers may or may not change as more information becomes available.



TARAVAL STATION



Robbery 02/01/19 – 02/06/19

ROBBERY	Firearm	0
	Knife or Cutting Instrument	0
	Other Dangerous Weapon	0
	Strongarm (no weapon)	1
		1



If the dots does not add up to the number, there may be multiple incidents with the same address.

*Note: The map accurately reflects the information available at the time of preparation. Numbers may or may not change as more information becomes available.

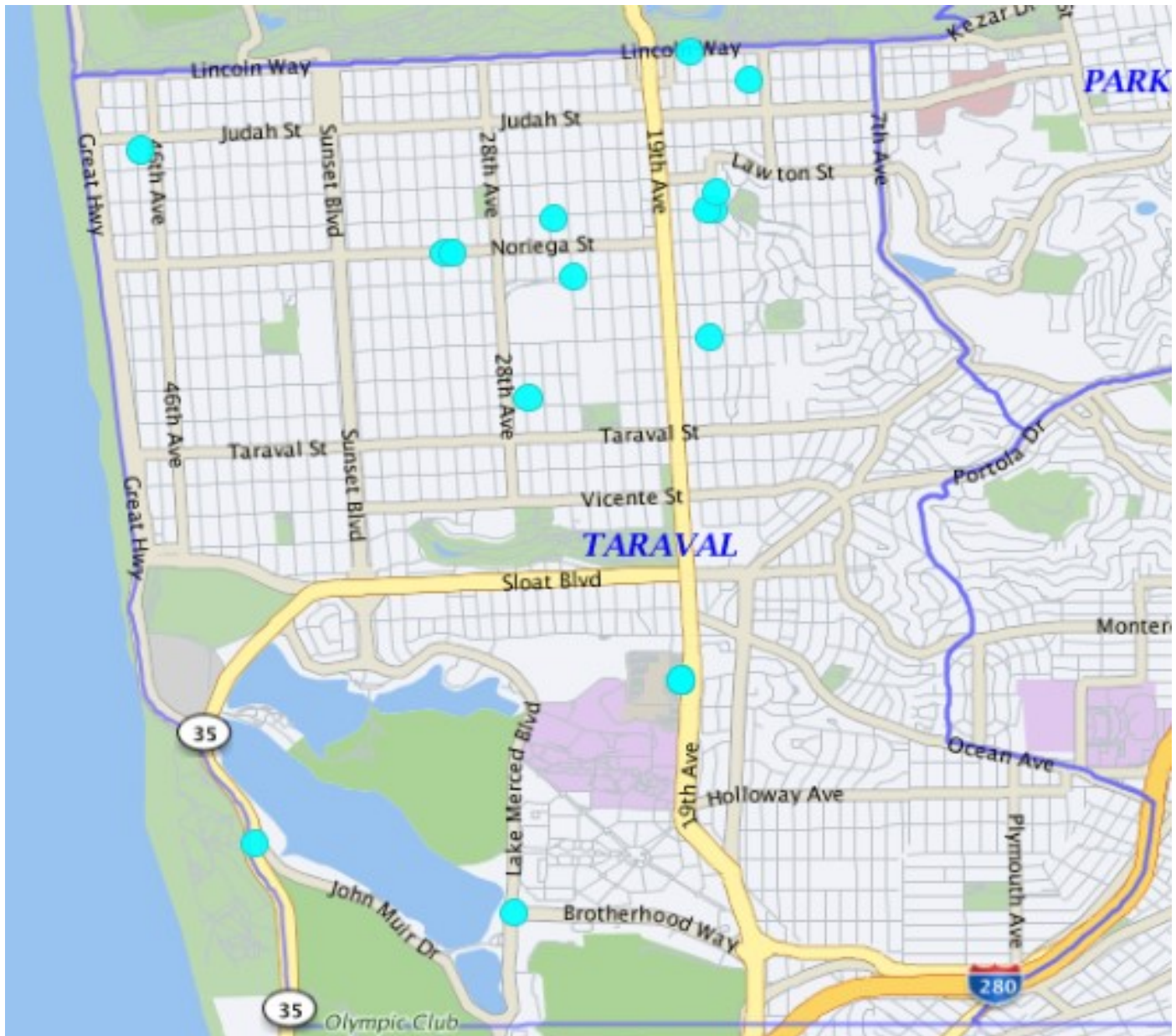


TARAVAL STATION



Auto Burglaries 02/01/19 – 02/06/19

Auto Burglaries	17
	17



If the dots does not add up to the number, there may be multiple incidents with the same address.

*Note: The map accurately reflects the information available at the time of preparation. Numbers may or may not change as more information becomes available.



TARAVAL STATION



Robbery 01/01/19 – 01/31/19

ROBBERY	Firearm	2
	Knife or Cutting Instrument	0
	Other Dangerous Weapon	1
	Strongarm (no weapon)	7
		10



If the dots does not add up to the number, there may be multiple incidents with the same address.

*Note: The map accurately reflects the information available at the time of preparation. Numbers may or may not change as more information becomes available.

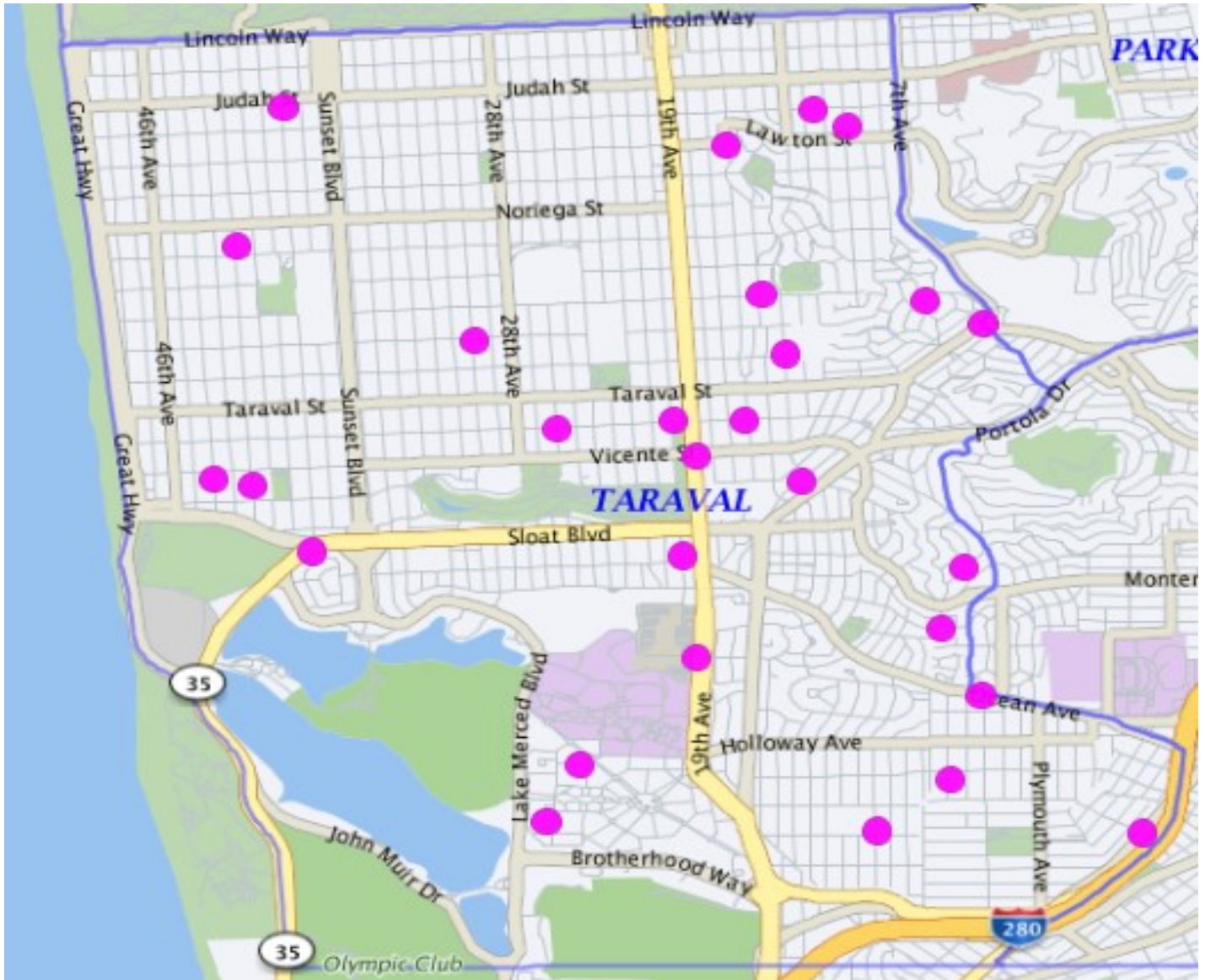


TARAVAL STATION



Burglary 01/01/19 – 01/31/19

BURGLARY	Attempted Forcible Entry	2
	Forcible Entry	18
	Unlawful Entry - No force	8
		28



If the dots does not add up to the number, there may be multiple incidents with the same address.

*Note: The map accurately reflects the information available at the time of preparation. Numbers may or may not change as more information becomes available.

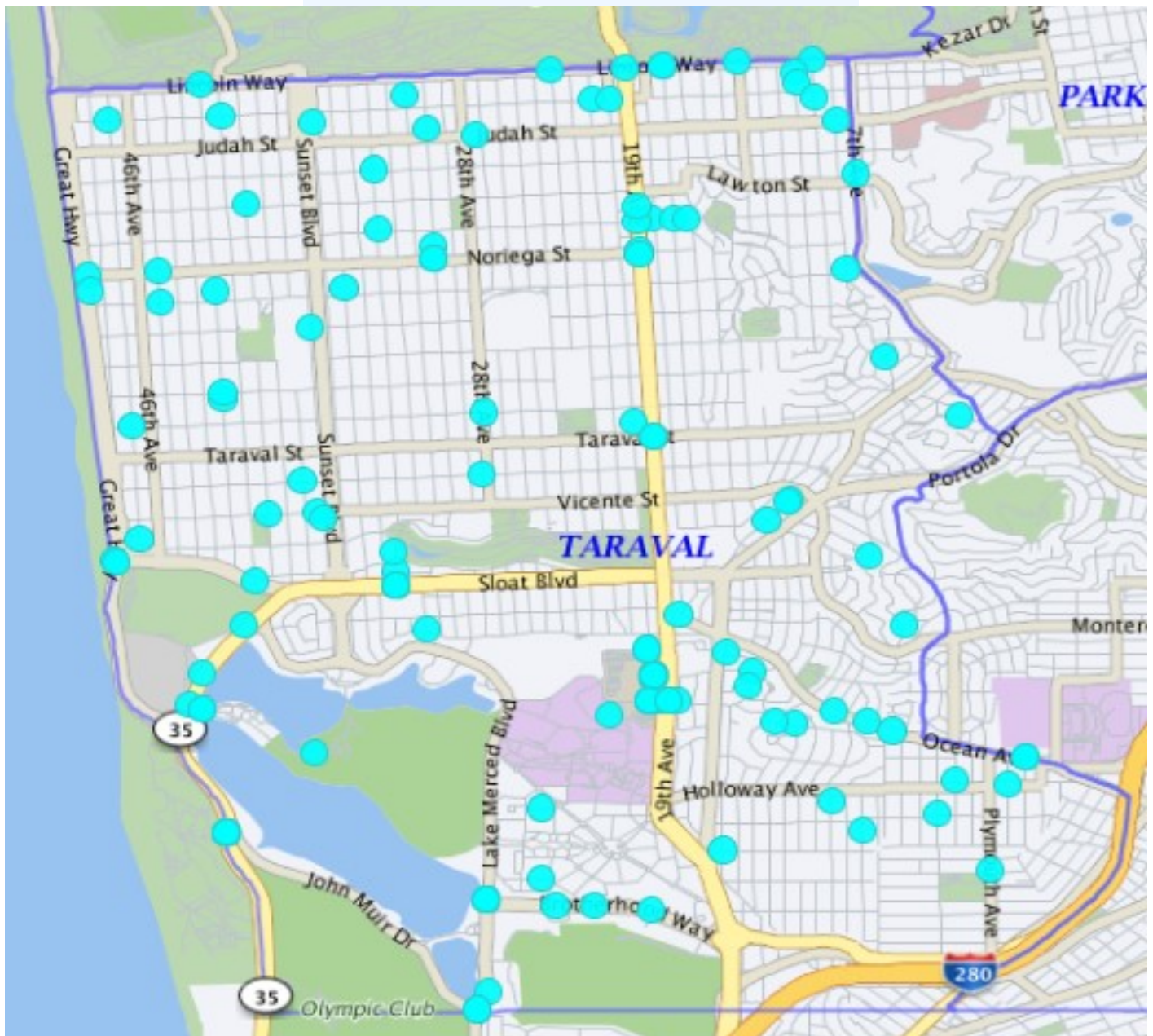


TARAVAL STATION



Auto Burglaries 01/01/19 – 01/31/19

Auto Burglaries	157
	157



If the dots does not add up to the number, there may be multiple incidents with the same address.

*Note: The map accurately reflects the information available at the time of preparation. Numbers may or may not change as more information becomes available.



Beware of Scams

Fake Check Scams

Consumers paid with phony checks for work or for items they're trying to sell, instructed to wire money back to buyer

Prizes/Sweepstakes/Free Gifts

Requests for payment to claim fictitious prizes, lottery winnings, or gifts

Recovery/Refund Companies

Scammers contact victims and claim the consumer owes money on a fictitious debt or to help recover money lost in a previous scam

Advance Fee Loans, Credit Arrangers

False promises of business or personal loans, even if credit is bad, for a fee upfront

Phishing/Spoofing

Emails pretending to be from a well-known source ask consumers to enter or confirm personal information

Computers: Equipment and Software

Scammers claim to offer "technical support" for computer problems and charge a fee to fix a nonexistent problem

Scholarships/Grants

For a fee, a "search company" offers to conduct customized search for scholarships or grants for students. Scammers take money and run or provide a worthless list

Friendship & Sweetheart Swindles

Con artist nurtures an online relationship, builds trust, and convinces victim to send money

Charitable Solicitations

Scammers contact victims claiming to represent non-existent charities (or real charities they don't actually work for) and ask for donations.



Definition of Suspicious Activity

Suspicious activity is any observed behavior that could indicate a crime-related incident has been committed, or about to be committed. Unusual items or situations: A vehicle is parked in an odd location, a package/luggage is unattended, a window/door is open that is usually closed, or other out-of-the-ordinary situations occur.

Examples of Suspicious Activity:

- An individual peering into vehicles, to try, and locate any valuables left unattended.
- An individual trying door handles to vehicles, and/or residences to gain access to the vehicle and/ or residence.
- An individual checking front doors of residences to locate any unattended packages or individuals following delivery trucks to see where the truck is dropping off packages.
- Please dial 911 to report crimes in progress, suspicious activity or for life threatening emergencies. If it is not an emergency, dial (415) 553-0123.



**See something.
Say something.**



Definition of Community Policing

Community policing, or community-oriented policing, is a strategy of policing that focuses on police building ties and working closely with members of the communities.

Homeless Outreach and Outreach to Drug Users:

Taraval Station has two officers that coordinate with city agencies to provide outreach and assistance to rehabilitate those who are dependent on illegal drugs and outreach to homeless individuals to connect them with resources and support.

Foot Patrols:

Taraval Station has 3 foot beat locations. These officers are assigned to Irving St, West Portal Ave and Ocean Ave.

Monthly Police Community Relations Meetings:

Community Meetings are going to be held continuously. Officers and sergeants also attend meetings with merchants groups, business groups, development authorities and others. Concerns are voiced and addressed through problem solving. These meeting will be on the third Tuesday of each month.

Email Updates:

Taraval Station will send out newsletter updates to residents in the District that alerts residents of crime trends, upcoming community events, crime prevention tips, and information on how to contact officers at the District Station.



Make the Right Call SF

Make the right call. Keep 9-1-1 available for emergencies.

9-1-1

Police, Fire & Medical

Available 24/7

Is there a danger to life, property or the environment?

Is there a crime in progress?

Is someone having a medical emergency and needs immediate assistance?

Is there a fire?

If you answered YES to any of these questions, immediately call 9-1-1.

3-1-1

City Services & Information

Available 24/7

Police reports for crimes not in progress such as:

-Auto Burglaries

-Petty Theft

-Vandalism

Report graffiti, potholes, abandoned vehicles, or blocked driveways.

Garbage and recycling services

Street and park maintenance

Property Tax Payments

Birth Certificates

Marriage Licenses

Business Registration

415-553-0123

Police Non-Emergency Assistance

Available 24/7

Noise complaints

Loitering

Citizen standby

MAKE THE RIGHT CALL		KEEP 9-1-1 AVAILABLE FOR EMERGENCIES	
9-1-1 POLICE, FIRE & MEDICAL AVAILABLE 24/7	3-1-1 CITY SERVICES & INFORMATION AVAILABLE 24/7	415-553-0123 POLICE NON-EMERGENCY ASSISTANCE AVAILABLE 24/7	
<ul style="list-style-type: none"> • Is there a danger to life, property or the environment? • Is there a crime in progress? • Is someone having a medical emergency and needs immediate assistance? • Is there a fire? If you answered YES to any of these questions, immediately call 9-1-1.	<ul style="list-style-type: none"> • Police reports for crimes not in progress such as: <ul style="list-style-type: none"> - Auto Burglaries - Petty Theft - Vandalism • Report graffiti, potholes, abandoned vehicles, or blocked driveways. • Garbage and recycling services • Street and park maintenance • Property Tax Payments • Birth Certificates • Marriage Licenses • Business Registration 	<ul style="list-style-type: none"> • Noise complaints • Loitering • Wellness checks 	
		 MAKETHERIGHTCALLSF.ORG	



Join The S.F.P.D. – San Francisco's Finest

The San Francisco Police Department welcomes dedicated men and women to join us in serving our City. I encourage you to apply to become one of San Francisco's finest.

The City and County of San Francisco invites you to join a highly respected police department and serve the citizens of one of the most beautiful cities in the country. San Francisco Police Officers perform a wide variety of duties to promote public safety and security, prevent crime and enforce the law. Police officers perform a number of essential functions. For example, they patrol districts to prevent and detect crime; respond to calls for assistance; conduct criminal investigations; interact with the community to build cooperation and support; pursue and arrest suspects; enforce traffic and parking laws; write reports and maintain records; work with superiors, peers, and others as a team; prepare for and participate in planned events; prepare for court and give testimony; and fulfill other administrative duties when required. This is much more than a job; it is an opportunity to build a career of which you can be proud.

Applying is Easy!

1. Apply with the City and County of San Francisco at (Entry Level (Q-2) Police Officer) Go to www.nationaltestingnetwork.com, choose law enforcement, and register to take the San Francisco exam (\$45). Financial assistance is available.
2. Choose an available exam date that's convenient for you.
3. Schedule your exam.

Have Questions? Contact the San Francisco Police Department Recruitment Unit

1245 3rd Street, 5th Floor, San Francisco, CA 94158
Phone: 415-837-7245
Fax: 415-575-6095

 joinsfpd@sfgov.org  twitter.com/SFPDRecruitment  facebook.com/SFPDRecruitment

The San Francisco Police Department values diversity in its workforce, and is committed to fair and equal treatment of all applicants for employment. Discrimination on the basis of sex, race, religion, color, national origin, ancestry, disability, medical condition, marital status, sexual orientation, or other protected categories is prohibited and unlawful.



YOUR FEEDBACK
will help US serve YOU better!

sanfranciscopolice.org/feedback

The SFPD wants to hear from YOU.

We are committed to excellence in law enforcement and are dedicated to the people, traditions and diversity of our City. Our mission is to provide service with understanding, response with compassion, performance with integrity and law enforcement with vision.

We welcome your comments. Let us know how we're doing, what we could be doing better and your thoughts on how your police department can work more closely with the community we proudly serve.

Visit us at sanfranciscopolice.org/feedback. Your feedback will help SFPD better serve our City. Comments will be reviewed by our Community Engagement Unit and forwarded to the relevant unit, department office or neighborhood station for review and follow up, if appropriate.

(If this is an emergency, please call 911. For non-emergencies, call 415-553-0123. You may also visit <http://sanfranciscopolice.org/police-commendation-complaint> for more information on providing input on SFPD policies and practices.)



SFPD RESOURCES

EMERGENCY: 911
Non-Emergency: 553-0123
Cell Phone 911: 911 / 553-8090
Customer Service Center: 311
SFPD Tip Line: 566-0115
Anonymous Tip-Line 575-4444
Chinese Tip Line: 315-2435
Text a Tip: 847411 (Tip 411)
Blessing Scam Hotline: 553-9219
Graffiti Abatement: 850-6951



TARAVAL STATION RESOURCES

Taraval Station: 759-3100
Captain Nicholas Rainsford: 759-3100 - nicholas.rainsford@sfgov.org
Patrol Lieutenants: 759-3100
Taraval Administration & Community Sgt.: 759-3120 – Sgt. Lynn Pomatto
Taraval Permits/ Code Abatement: 759-3123 – Officer Matt Faliano
Neighborhood Deputy District Attorney: 553-1868 - Maggie Buitrago
Website: www.taraval.org / Taraval Station E-mail: SFPDTaravalStation@sfgov.org
To Reserve Our Community Room: taravalcommunityroom@sfgov.org

OTHER RESOURCES

Dept. of Parking & Traffic: 553-1943
DPW Dispatch 695-2020
S.A.F.E. 553-1984

ALL EMERGENCY CALLS: 911

We, the members of the San Francisco Police Department, are committed to excellence in law enforcement and are dedicated to the people, traditions and diversity of our City. In order to protect life and property, prevent crime and reduce the fear of crime, we will provide service with understanding, response with compassion, performance with integrity and law enforcement with vision.